

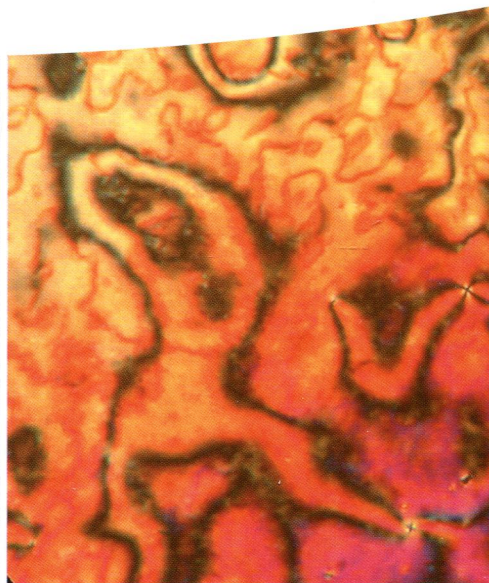



Edited by J.W. Goodby, P.J. Collings, T. Kato,
C. Tschierske, H.F. Gleeson, P. Raynes

Handbook of Liquid Crystals

Volume 5:
Non-Conventional Liquid Crystals

Second, Completely Revised and Enlarged Edition



*Edited by John W. Goodby, Peter J. Collings, Takashi Kato,
Carsten Tschierske, Helen F. Gleeson, and Peter Raynes*

Handbook of Liquid Crystals

Volume 5: Non-Conventional Liquid Crystals

*8 Volume Set: Second, completely revised and greatly enlarged
edition*

WILEY-VCH
Verlag GmbH & Co. KGaA

The Editors

John W. Goodby

University of York
Dept. of Chemistry
Heslington
York YO10 5DD
UK

Peter J. Collings

Swarthmore College
Dept. of Physics & Astronomy
Swarthmore, PA 19081
USA

Takashi Kato

University of Tokyo
Dept. of Chemistry and Biotechnol.
School of Engineering
Tokyo 113-8656
Japan

Carsten Tschierske

Martin-Luther University Halle-Wittenberg
Dept. of Chemistry
Kurt-Mothes-Str. 2
06120 Halle/Saale
Germany

Helen F. Gleeson

University of Manchester
School of Physics and Astronomy
Manchester M13 9PL
UK

Peter Raynes

University of York
Dept. of Chemistry
Heslington
York YO10 5DD
UK

All books published by Wiley-VCH are carefully produced. Nevertheless, authors, editors, and publisher do not warrant the information contained in these books, including this book, to be free of errors. Readers are advised to keep in mind that statements, data, illustrations, procedural details or other items may inadvertently be inaccurate.

Library of Congress Card No.: applied for

British Library Cataloguing-in-Publication Data

A catalogue record for this book is available from the British Library.

Bibliographic information published by the Deutsche Nationalbibliothek

The Deutsche Nationalbibliothek lists this publication in the Deutsche Nationalbibliografie; detailed bibliographic data are available on the Internet at <<http://dnb.d-nb.de>>.

© 2014 Wiley-VCH Verlag & Co. KGaA, Boschstr. 12, 69469 Weinheim, Germany

All rights reserved (including those of translation into other languages). No part of this book may be reproduced in any form – by photoprinting, microfilm, or any other means – nor transmitted or translated into a machine language without written permission from the publishers. Registered names, trademarks, etc. used in this book, even when not specifically marked as such, are not to be considered unprotected by law.

Print ISBN: 978-3-527-32773-7

eBook ISBN: 978-3-527-67140-3

Typesetting Laserwords Private Limited, Chennai, India

Printing and Binding Strauss GmbH, Mörlenbach, Germany

Cover Design Schulz Grafik-Design, Fußgönheim

Printed in Germany
Printed on acid-free paper

Contents

Preface XIII

About the Editors XVII

List of Contributors XXI

1	Microsegregation in Liquid Crystalline Systems: Basic Concepts	1
	<i>Carsten Tschierske</i>	
1.1	Introduction	1
1.2	Incompatibility and Segregation	3
1.3	Molecular Size and Entropy	8
1.4	Types of Incompatibility	12
1.5	Macrophases, Microphases, and Nanophases	14
1.6	Weak, Medium, and Strong Segregation	15
1.7	Liquid Crystals (LCs) versus Condis Crystals (CDs) and Plastic Crystals (PCs)	16
1.8	Interface Curvature and Phase Types	19
1.9	Effects of Rigid Segments and Molecular Shapes	26
1.10	Induced Segregation	30
1.11	Vesicular LC Phases	33
1.12	Cybotaxis	34
1.13	Solvent Effects: Swollen Thermotropic and Lyotropic LC Phases	36
1.14	Flexible Chains as Entropy Reservoir	37
1.15	Conclusions	38
	References	38
2	Microsegregation in Polyphilic Calamitic, Disklike, and Bent-Core Mesogens	45
	<i>Carsten Tschierske</i>	
2.1	Introduction	45
2.2	Common Building Blocks for Amphiphilic and Polyphilic Mesogenic Materials	45
2.3	Transition from Amphiphiles to Polyphiles	49
2.3.1	Amphiphiles without Anisometric Units	49

2.3.2	Amphiphilic LC Incorporating a Single Ring	50
2.3.3	Polyphilic LC Incorporating a Rodlike Core	51
2.4	Calamitic Polyphiles	52
2.4.1	Rodlike Molecules Combining Nonpolar Chains with Polar Groups	52
2.4.2	Rodlike Molecules with Perfluorinated Segments	56
2.4.3	Rodlike Molecules with Siloxane Units	59
2.4.4	Bulky End Groups	65
2.5	Polyphilic Bent-Core Molecules	65
2.6	Polyphilic Disklike LC	72
2.7	Polyphilic Dendrimers and Dendritic Molecules	79
2.8	Conclusions	81
	References	81
3	Laterally Alkyl- and Aryl-Substituted, Swallow-Tailed, and Polycatenar Mesogens: Structural Features and Functionalities	89
	<i>Wolfgang Weissflog</i>	
3.1	Introduction	89
3.2	Laterally Alkyl-Substituted Calamitic Mesogens	90
3.2.1	One Long-Chain Substituent in Lateral Position	90
3.2.2	Two Long-Chain Substituents in Lateral Positions	92
3.2.3	Mesogens Bearing a Functional Group in ω -Position of Lateral Hydrocarbon Chains	95
3.2.3.1	Laterally ω -Acrylate-Substituted Mesogens	95
3.2.3.2	Laterally ω -Vinyl-, ω -Silyl-, and ω -Hydroxy-Substituted Mesogens	96
3.2.3.3	Laterally ω -Thiol-Substituted Mesogens	99
3.2.3.4	Laterally ω -Carboxy-Substituted Mesogens	99
3.2.3.5	Laterally Alkyl-Substituted Mesogens Bearing Semiperfluoroalkyl Chains in Terminal Positions	100
3.2.4	Laterally Long-Chain Substituted Mesogens as Functional Materials	101
3.2.5	Mesophases of Laterally Alkyl-Substituted Mesogens Dominated by Microsegregation	104
3.3	Laterally Aryl-Substituted Calamitic Mesogens	106
3.3.1	λ -Shaped Mesogens	106
3.3.2	Influence of Flexible Spacer That Connects the Lateral Aryl Moiety to the Calamitic Core	108
3.4	Laterally Alkyl- and Aryl-Substituted Bent-Core Mesogens	114
3.5	Polycatenar Compounds	117
3.5.1	Polycatenar Wedge-Shaped Mesogens	117
3.5.1.1	Wedge-Shaped Mesogens (2,1)	117
3.5.1.2	Wedge-Shaped Mesogens (3,1)	121
3.5.1.3	Wedge-Shaped Mesogens Bearing Functional Groups in ω -Position	122

- 3.5.1.4 Wedge-Shaped Moieties for Liquid-Crystalline Dimers, Trimers, and Tetramers 125
- 3.5.1.5 Wedge-Shaped Mesogens Bearing Semiperfluorinated Alkyl Chains 126
- 3.5.2 Polycatenar Dumbbell Shaped Mesogens 128
- 3.5.2.1 Tetracatenar Dumbbell-Shaped Mesogens 129
- 3.5.2.2 Hexacatenar and Phasmidic Mesogens 135
- 3.5.3 Lateral Substituents at Polycatenar Mesogens 140
- 3.5.4 Polycatenar Molecules Containing Amide Groups 141
- 3.5.5 Modular Designed Polycatenar Compounds 143
- 3.5.5.1 Hydrogen-Bonded Wedge-Shaped and Dumbbell-Shaped Polycatenar Compounds 143
- 3.5.5.2 Polycatenar Mesogens by Metallo Complexation 144
- 3.5.6 Polycatenar Bent-Core Mesogens 146
- 3.6 Conclusion 152
- References 154

- 4 Metal-Containing Liquid Crystals 175**
Daniela Pucci and Bertrand Donnio
- 4.1 Preamble 175
- 4.2 Concepts in Molecular Design 176
- 4.3 Physical Properties of Metallomesogens 177
- 4.4 Metallomesogens of the Group 11 Elements ($M = Ag^{(I)}, Au^{(I)}, Au^{(III)}, Cu^{(I)}$) 179
- 4.5 Metallomesogens of the Group 10 Elements ($M = Pd^{(II)}, Pt^{(II)}$) 190
- 4.6 Metallomesogens of the Group 12 Elements ($M = Zn^{(II)}$) 195
- 4.7 High Number Coordination Metallomesogens of the Groups 8, 9, and 13 Elements ($M = Co^{(II)}, Co^{(III)}, Ir^{(III)}, Fe^{(II)}, Fe^{(III)}, Ru^{(II)}, Al^{(III)}$) 197
- 4.8 Lanthanidomesogens 209
- 4.9 Liquid Crystalline Buckyferrocenes 216
- 4.10 Mesomorphic Metallodendrimers 218
- 4.11 Polymetallic Clusters with LC Properties 225
- 4.12 Liquid Crystalline Nanoparticles 231
- 4.13 Conclusions 231
- Abbreviations 232
- References 233

- 5 Star-Shaped Mesogens 243**
Matthias Lehmann
- 5.1 Introduction to Star-Shaped Mesogens 243
- 5.1.1 Definition: Star-Shaped Molecules and Star-Shaped Mesogens 243
- 5.2 Hekates – the Basic Stars with Three Arms 248
- 5.2.1 Flexible Hekates 248

5.2.2	Shape-Persistent Hekates	252
5.2.3	Semiflexible Hekates	266
5.2.4	Hekates Formed via Supramolecular Interaction	274
5.2.5	Semiflexible Hekates with a Nitrogen Core and Trigonal Pyramidal Hekates	277
5.3	Star-Shaped Mesogens with Four Arms	280
5.3.1	Shape-Persistent Four-Arm Stars	280
5.3.2	Flexible and Semiflexible Four-Arm Stars	283
5.4	Star-Shaped Mesogens with More than Four Arms	290
5.4.1	Cyclophosphazene Stars	290
5.4.2	Stars with a Disk-Shaped Core	293
5.4.2.1	Benzene Core	294
5.4.2.2	Triphenylene and Hexaazatriphenylene	296
5.4.2.3	Hexabenzocoronene	298
5.4.2.4	Diverse Heterocyclic Disks and Macrocycles	299
5.4.3	Stars with Nanoparticle Core	303
5.4.4	Miscellaneous Stars	305
5.5	Conclusion and Perspectives	306
	References	308
6	Fullerene-Containing Liquid Crystals	317
	<i>Delphine Felder-Flesch, Daniel Guillon, and Bertrand Donnio</i>	
6.1	Introduction	317
6.2	Monoadducts	317
6.2.1	Fullerenes with Rodlike Units	317
6.2.2	Fullerenes with Bent-Core Mesogens	319
6.2.3	Fullerenes with Disks	322
6.3	LC Fullerodendrimers	323
6.3.1	Homodendrimers	326
6.3.1.1	Chiral Nematic Phase	326
6.3.1.2	Smectic Phase	328
6.3.1.3	Columnar Phase	332
6.3.2	Codendrimers	333
6.3.3	Toward Applications	338
6.3.3.1	Redox-Active (Ferrocene Containing)	338
6.3.3.2	Photovoltaic (TTF, OPV)	338
6.4	Liquid-Crystalline “Shuttlecock”	342
6.5	Hexakisadducts	346
6.6	Miscellaneous	353
6.6.1	Cyclotrimeratrylene	353
6.6.2	Porphyrine	356
6.7	Conclusion	357
	References	358

7	Cubic and Other 3D Thermotropic Liquid Crystal Phases and Quasicrystals	363
	<i>Goran Ungar, Feng Liu, and Xiangbing Zeng</i>	
7.1	Introduction	363
7.2	Bicontinuous versus “Micellar” 3D Phases	365
7.3	Bicontinuous Cubic Phases	366
7.3.1	Double Gyroid $Ia\bar{3}d$ Phase	366
7.3.2	The $Im\bar{3}m$ Triple-Network Phase	374
7.3.3	The $Pn\bar{3}m$ Double Diamond Phase	376
7.3.4	Molecular Architecture and Phase Type: dV/dr Function	378
7.4	Micellar Phases	379
7.4.1	Phases Comprising Spherical Supramolecular Objects	379
7.4.1.1	$Pm\bar{3}n$ Cubic Phase (A15)	382
7.4.1.2	Micellar Body-Centered Cubic	392
7.4.1.3	Micellar Tetragonal Phase (σ -Phase)	395
7.4.2	Packing of Soft Balls	397
7.4.3	Thermotropic Vesicles and Core–Shell Spheres	401
7.4.4	Nanoparticle- and Fullerene-Containing 3D Phases	407
7.5	Liquid Quasicrystals	412
7.6	Chiral Cubic and Smectic-Q Phases	415
7.7	3D Phases Based on Layers, Rods and Ribbons	420
7.7.1	Body-Centered Tetragonal Phase in Rod–Coil Molecules	420
7.7.2	Perforated-Layer and Spheres-in-Layer Phases	422
7.7.3	Channeled Layer Phases	423
7.7.4	Axial Rod-Bundle Phases in Side-Chain Polyphiles	424
7.8	Conclusion	425
	References	427
8	Side-Branched Polyphiles and Polygonal Cylinder Phases	437
	<i>Carsten Tschierske and Goran Ungar</i>	
8.1	Introduction	437
8.2	T-Shaped Bolapolyphiles	441
8.2.1	General Phase Sequence and Polygonal Honeycomb Phases	442
8.2.2	Effects of Molecular Structure on Mesophase Type	446
8.2.2.1	Lateral Chains	446
8.2.2.2	Structure of the Rodlike Core	447
8.2.2.3	Head Groups	448
8.2.3	Giant Cylinder Phases	449
8.2.4	Intracolumnar Segregation: Core–Shell Columns in Honeycombs	449
8.2.5	Laminated Phases	451
8.2.6	Axial Rod-Bundle Phases	451
8.2.7	Crossed Column and Other Complex Phases	454
8.3	Polyphiles with Bent Aromatic Cores – Trigonal Columnar Phases	456

8.4	T-Shaped Facial Polyphiles	456
8.4.1	Polygonal Honeycombs: Color Isomorphs and Duals	459
8.4.2	Filled Mesh Phases and Channeled Layer Phases	463
8.4.3	Non-honeycomb Hexagonal Columnar Phases	466
8.4.4	Related Systems	467
8.5	X-Shaped Polyphiles	468
8.5.1	X-Shaped Polyphiles with Two Compatible Lateral Chains: Single-Wall Honeycomb Phases	469
8.5.2	X-Shaped Polyphiles with Different Arms and Multicolor Tilings	471
8.6	Star-Shaped Polyphiles: From Small Molecules to Polymers	474
8.7	Summary	479
	References	479

9 Rod–Coil Block Molecules 483

Myongsoo Lee and Wen Li

9.1	Introduction	483
9.2	Theoretical Studies of Rod–Coil Molecules	484
9.3	Rod–Coil Copolymers Based on Polypeptide Rods	486
9.4	Rod–Coil Copolymers Based on Poly(hexyl isocyanate) Rods	488
9.5	Mesogenic Rod–Coil Molecules with End-On Connection	490
9.5.1	Rod–Coil Diblock Molecules	490
9.5.2	Rod–Coil Triblock Molecules	495
9.5.2.1	Coil–Coil–Rod Triblock Molecules	495
9.5.2.2	Coil–Rod–Coil Triblock Molecules	498
9.5.2.3	Rod–Coil–Rod Triblock Molecules	503
9.5.3	Rod–Coil Multiblock Molecules	504
9.6	Mesogenic Rod–Coil Molecules with Side-On Connection	505
9.7	Outlook and Potential Applications	507
	Acknowledgments	508
	References	508

10 Hydrogen-Bonded Systems: Discrete Defined Aggregates by Intermolecular H-Bonding, Amides, Carboxylic Acids, and Heterocycles 513

Takashi Kato and Yuko Kamikawa

10.1	Introduction	513
10.2	Pyridine/Carboxylic Acid System	514
10.2.1	Self-Assembly of Low Molecular Weight Complexes	514
10.2.1.1	Structures and Thermal Properties	514
10.2.1.2	Phase Diagrams	519
10.2.1.3	Stability of Hydrogen Bonds	520
10.2.1.4	Electrooptic Effects	521
10.2.2	Self-Assembly of Polymeric Complexes	521
10.2.2.1	Side-Chain Polymers	521
10.2.2.2	Main-Chain Polymers	524

10.2.2.3	Networks	524
10.3	Uracil, Carboxylic Acid/Diaminopyridine System	527
10.3.1	Low Molecular Weight Complexes	527
10.3.2	Polymeric Complexes	527
10.4	Miscellaneous Thermotropic H-Bonded Compounds by Intermolecular Interaction	529
10.5	Biomolecular and Bioinspired Hydrogen-Bonded Complexes	535
10.6	Summary and Outlook	537
	References	537
11	Liquid-Crystalline Catenanes and Rotaxanes	541
	<i>Junji Sakuda, Takuma Yasuda, and Takashi Kato</i>	
11.1	Introduction	541
11.2	Liquid-Crystalline [2]Catenanes	543
11.3	Liquid-Crystalline [2]Rotaxanes	547
11.4	Liquid-Crystalline Polyrotaxanes	549
11.5	Summary	552
	References	553
	Index	557