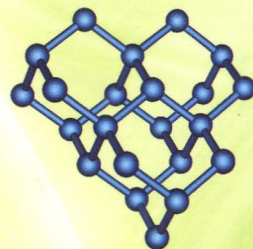
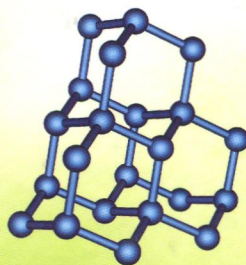
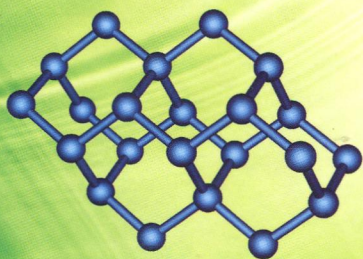
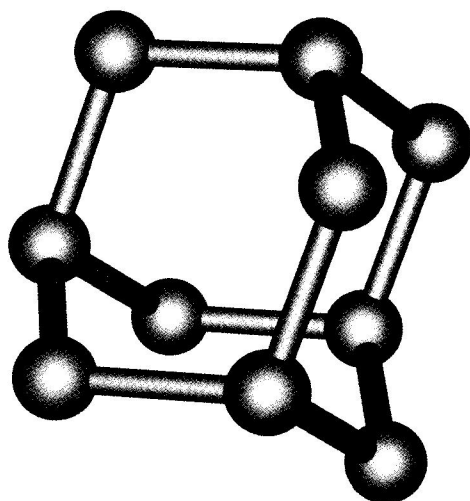


Diamondoid Molecules

With Applications in Biomedicine, Materials Science,
Nanotechnology & Petroleum Science

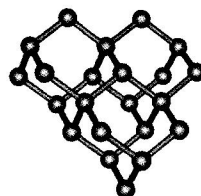
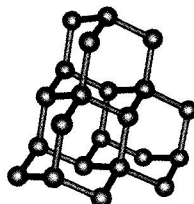
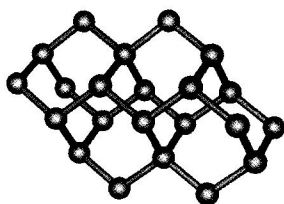


G. Ali Mansoori
Patricia Lopes Barros de Araujo
Elmo Silvano de Araujo



Diamondoid Molecules

With Applications in Biomedicine, Materials Science,
Nanotechnology & Petroleum Science



G Ali Mansoori

University of Illinois at Chicago, USA

Patricia Lopes Barros de Araujo
Elmo Silvano de Araujo

Universidade Federal Rural de Pernambuco, Brazil

 **World Scientific**

NEW JERSEY • LONDON • SINGAPORE • BEIJING • SHANGHAI • HONG KONG • TAIPEI • CHENNAI

Published by

World Scientific Publishing Co. Pte. Ltd.

5 Toh Tuck Link, Singapore 596224

USA office: 27 Warren Street, Suite 401-402, Hackensack, NJ 07601

UK office: 57 Shelton Street, Covent Garden, London WC2H 9HE

British Library Cataloguing-in-Publication Data

A catalogue record for this book is available from the British Library.

DIAMONDOID MOLECULES

**With Applications in Biomedicine, Materials Science,
Nanotechnology & Petroleum Science**

Copyright © 2012 by World Scientific Publishing Co. Pte. Ltd.

All rights reserved. This book, or parts thereof, may not be reproduced in any form or by any means, electronic or mechanical, including photocopying, recording or any information storage and retrieval system now known or to be invented, without written permission from the Publisher.

For photocopying of material in this volume, please pay a copying fee through the Copyright Clearance Center, Inc., 222 Rosewood Drive, Danvers, MA 01923, USA. In this case permission to photocopy is not required from the publisher.

ISBN 978-981-4291-60-6

Typeset by Stallion Press

Email: enquiries@stallionpress.com

Printed in Singapore by Mainland Press Pte Ltd

Contents

Preface	xi
Chapter 1 Molecular Structure and Chemistry of Diamondoids	1
1.1. Introduction	1
1.2. Classification and Crystalline Structure of Diamondoids	1
1.3. Distinction between Diamondoids and Nanodiamonds	11
1.4. Synthesis and Functionalization of Diamondoid Cages	16
1.4.1. Adamantane syntheses: from nearly trace amounts to semi-quantitative yields	17
1.4.2. Diamantane and triamantane syntheses	19
1.4.3. Functionalization of diamondoids	23
1.5. Concluding Remarks	30
Bibliography	32
Chapter 2 Diamondoids in Petroleum and other Fossil Fuels	39
2.1. Introduction	39
2.2. Diamondoids in Fossil Fuels	40
2.3. Origin of Petroleum and Genesis of Diamondoids	46
2.3.1. Diamondoid genesis in petroleum	50
2.4. Diamondoids as Geochemical Tools for Petroleum Characterization	64
2.4.1. Diamondoid-based geological correlations for petroleum characterization	66

2.4.2. Susceptibility of diamondoids biodegradation by microorganisms	74
2.4.3. Diamondoid-based diagnostic ratios in environment science	80
2.4.4. Diamondoid-based diagnostic ratios for petroleum maturity parameters	82
2.5. The Role of Diamondoids in Petroleum and Natural Gas Production Fouling	87
2.6. Detection, Measurement and Separation of Diamondoids in Petroleum	89
2.7. Concluding Remarks	94
Bibliography	96
Chapter 3 Physical Properties of Diamondoids	103
3.1. Introduction	103
3.2. Spectrometric Properties	107
3.2.1. Soft-X-ray emission (SXE) and X-ray absorption (XAS) spectroscopy	107
3.2.2. Ionization potential and photoion yield spectra of diamondoids	118
3.2.3. Vibrational spectroscopy of diamondoids	118
3.3. Optical Properties	139
3.3.1. Diamondoids as electron photoemitters	139
3.3.2. Refractive index measurements of diamondoids	152
3.4. Thermodynamic Properties of Diamondoid Molecules and their Derivatives	159
3.4.1. Enthalpies and entropies	160
3.4.2. Other thermodynamic properties	162
3.4.3. Thermodynamic properties for biomedical industry	165
3.4.4. Solubilities	169
3.5. Concluding Remarks	177
Bibliography	178

Chapter 4 Diamondoids as Nanoscale Building Blocks	185
4.1. Introduction	185
4.2. Diamondoids as Molecular Building Blocks for Nanotechnology	188
4.2.1. Diamondoids in mechanosynthesis	189
4.2.2. Naturally occurring diamondoids as molecular components of nanosystems	193
4.3. Diamondoids for Host–Guest Chemistry	198
4.4. Adamantane in Inclusion Compounds	207
4.4.1. Cyclodextrin (CDx)-adamantane inclusion complexation (CAIC) supramolecules	209
4.4.2. Nanotechnology applications of CAICs (CDx-adamantane inclusion complexes)	212
4.5. Concluding Remarks	225
Bibliography	228
Chapter 5 Properties of Diamondoids through Quantum Calculations	235
5.1. Introduction	235
5.2. Schrödinger Equation and <i>ab initio</i> Calculations	235
5.2.1. The Hartree–Fock (HF) approximation	236
5.2.2. Density functional theory (DFT)	238
5.2.3. Some basic <i>ab initio</i> computations for diamondoids	240
5.2.4. Commercial and scientific computer codes (<i>ab initio</i> packages)	242
5.3. Electronic and Structural Properties of Diamondoids	243
5.3.1. Electronic structure	243
5.3.2. Quantum confinement effect	244
5.3.3. Ionization potential and electron affinity	246
5.3.4. Electronic properties	249
5.3.5. Functionalized diamondoid molecules	252
5.3.6. Quantum conductance	256
5.4. Intermolecular Interactions	268
5.5. Concluding Remarks	273
Bibliography	274

Chapter 6 Biomedical Applications of Diamondoids	279
6.1. Introduction	279
6.2. Fighting Infectious Diseases with Diamondoids Derivatives	280
6.2.1. Diamondoids-based drugs against influenza viruses	280
6.2.2. Other antiviral activities of diamondoids derivatives	291
6.2.3. Diamondoids-based drugs for bacterial infection treatment	295
6.2.4. Diamondoid drugs for parasitic infection treatment	307
6.3. Fighting Cancer with Diamondoids Derivatives	315
6.3.1. Adaphostin: An adamantane derivative for cancer chemotherapy	316
6.3.2. Other promising adamantane-based anticancer drugs	317
6.4. Other Diamondoids-based Drugs	319
6.4.1. Memantine as a neuroprotective agent for Alzheimer's disease	319
6.4.2. Tamorf and its antidotal effects	320
6.4.3. Adamantane derivatives with hypoglycemic action	321
6.5. Diamondoids Derivatives in Drug Delivery and Drug Targeting	324
6.6. Concluding Remarks	328
Bibliography	331
Chapter 7 Diamondoids in Materials Science	341
7.1. Introduction	341
7.2. Applications of Diamondoids in Polymeric Synthesis	342
7.2.1. Thermoset polymers	342
7.2.2. Incorporation of 1,6- or 4,9-diamantylene groups into polyamides	343
7.2.3. Application of diamondoids in the synthesis of star polymers	343
7.2.4. Adamantyl-containing epoxy resins	345
7.2.5. Fluorinated electro-optic copolymer containing adamantane synthesized by Belardini <i>et al.</i> (2006)	345

7.2.6. Other examples of applications of adamantyl in polymeric synthesis	346
7.2.7. Diamantyl in polymers	347
7.3. Diamondoids in Polymer Nanocomposites	347
7.4. Aryl-adamantanes as Overcharge Protection Compounds for Power Cells	355
7.5. Crystal Engineering	356
7.6. Diamondoids-DNA Nanoarchitecture	359
7.6.1. Design of Diamondoids–DNA Nanostructure (DDN)	361
7.7. Self-assembly of Diamondoid Molecules and Derivatives	367
7.8. Concluding Remarks	375
Bibliography	376
Glossary	381
<i>Index</i>	403