

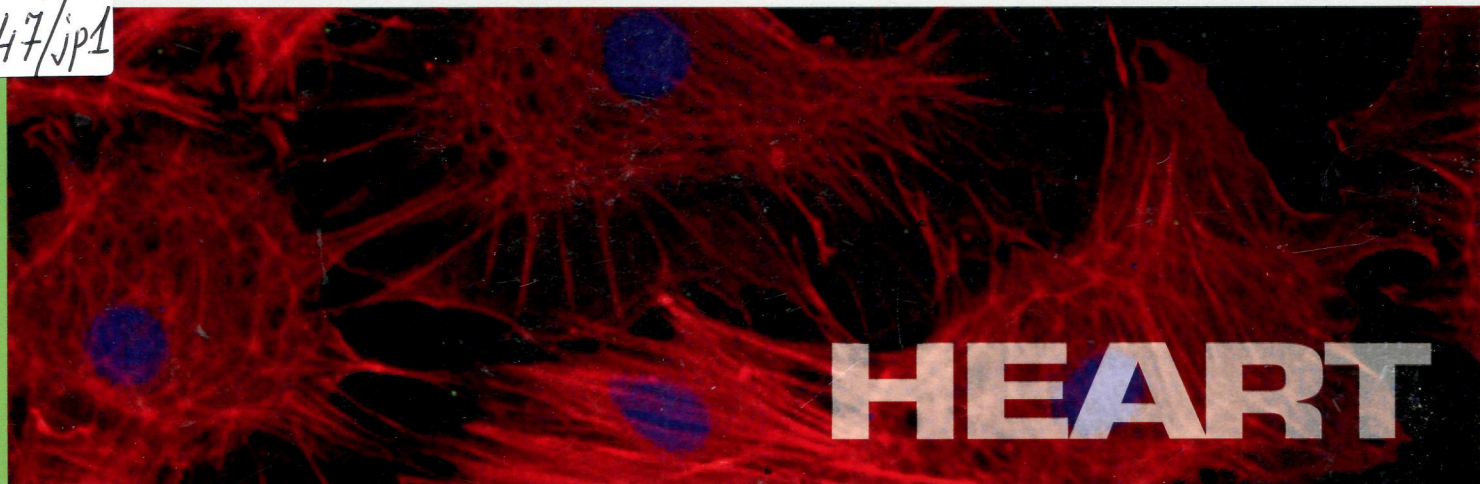
AMERICAN JOURNAL OF PHYSIOLOGY

volume 304

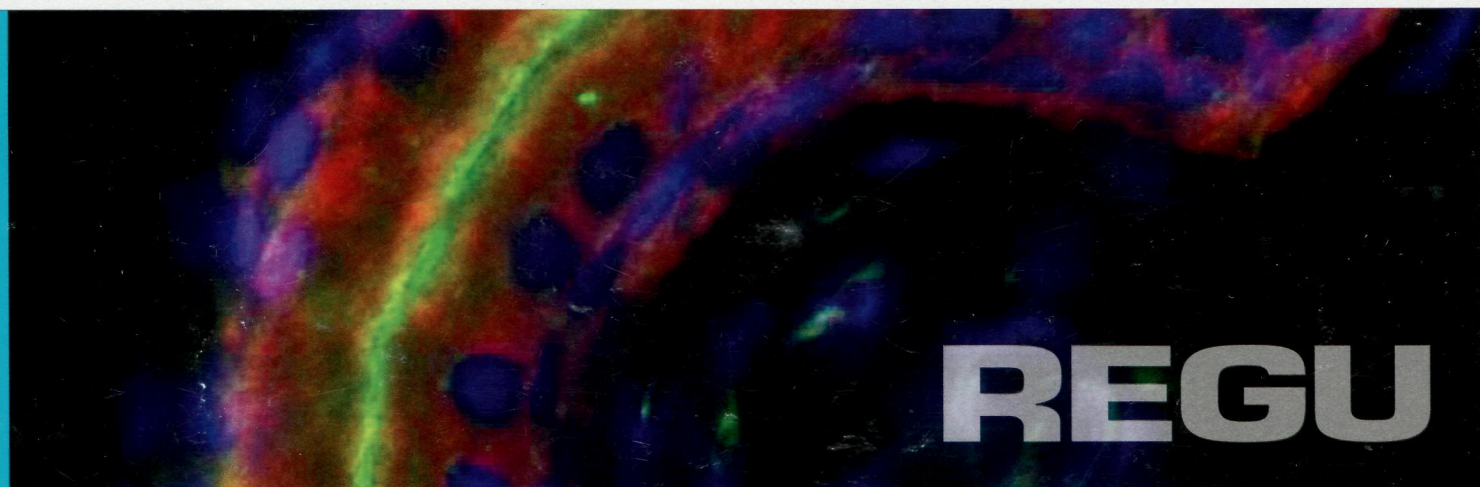
no. 3

march 2013

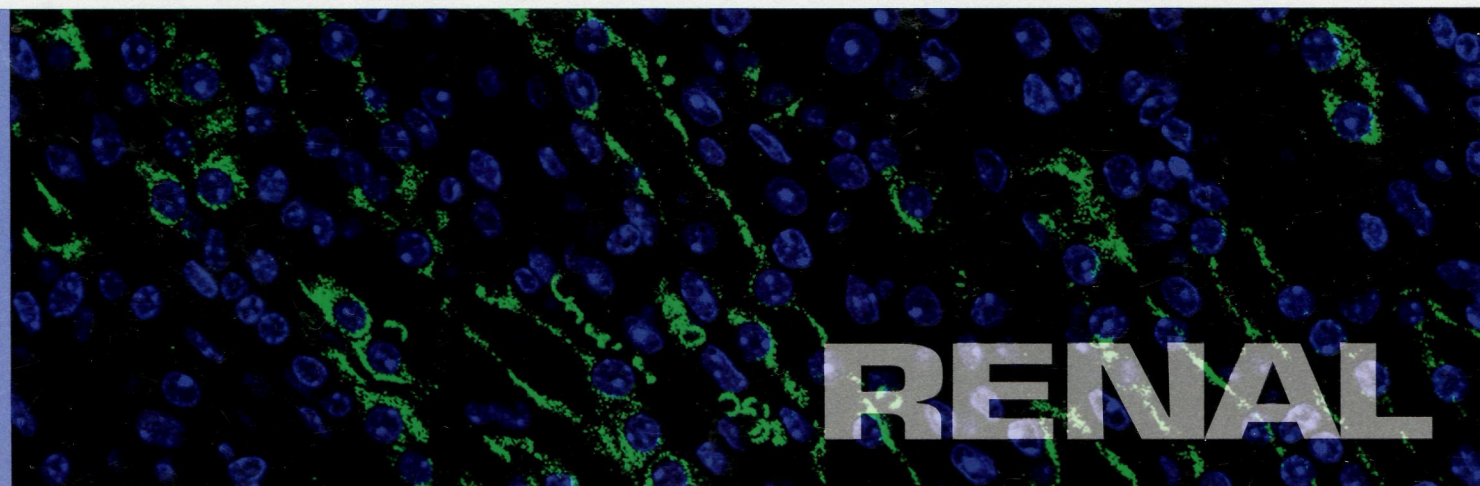
ПН
A47/jp1



HEART



REGU



RENAL

2 of 2

PUBLISHED BY THE AMERICAN PHYSIOLOGICAL SOCIETY

American Journal of Physiology- Heart and Circulatory Physiology

Volume 73
Number 3
MARCH 2013

Articles are published online twice monthly.

March 1, 2013

REVIEW

Magnetic resonance imaging and spectroscopy of the murine cardiovascular system
A. Akki, A. Gupta, and R. G. Weiss H633

CALL FOR PAPERS

Mitochondria in Cardiovascular Physiology and Disease

Chronic Tempol treatment restores pharmacological preconditioning in the senescent rat heart
J. Zhu, M. J. Rebecchi, Q. Wang, P. S. A. Glass, P. R. Brink, and L. Liu H649

VASCULAR BIOLOGY AND MICROCIRCULATION

Simvastatin and GGTI-2133, a geranylgeranyl transferase inhibitor, increase erythrocyte deformability but reduce low O₂ tension-induced ATP release
K. M. Clapp, M. L. Ellsworth, R. S. Sprague, and A. H. Stephenson H660

Impaired acetylcholine-induced cutaneous vasodilation in young smokers: roles of nitric oxide and prostanoids
N. Fujii, M. C. Reinke, V. E. Brunt, and C. T. Minson H667

Dysfunction in elastic fiber formation in fibulin-5 null mice abrogates the evolution in mechanical response of carotid arteries during maturation
W. Wan and R. L. Gleason Jr. H674

The myosin motor Myo1c is required for VEGFR2 delivery to the cell surface and for angiogenic signaling
A. Tiwari, J.-J. Jung, S. M. Inamdar, D. Nihalani, and A. Choudhury H687

ENERGETICS AND METABOLISM

Pressure-overload hypertrophy of the developing heart reveals activation of divergent gene and protein pathways in the left and right ventricular myocardium
I. Friehs, D. B. Cowan, Y.-H. Choi, K. M. Black, R. Barnett, M. K. Bhasin, C. Daly, S. J. Dillon, T. A. Libermann, F. X. McGowan, P. J. del Nido, S. Levitsky, and J. D. McCully H697

SIGNALING AND STRESS RESPONSE

Growth differentiation factor 15 impairs aortic contractile and relaxing function through altered caveolar signaling of the endothelium
M. Mazagova, H. Buikema, S. W. Landheer, P. Vavrinec, A. van Buiten, R. H. Henning, and L. E. Deelman H709

(Continued)

(Contents continued)

INTEGRATIVE CARDIOVASCULAR PHYSIOLOGY AND PATHOPHYSIOLOGY

The impact of pressure overload on coronary vascular changes following myocardial infarction in rats (**Translational Physiology**)

J. Chen, A. Petrov, E. Yaniz-Galende, L. Liang, H. J. de Haas, J. Narula, and R. J. Hajjar

H719

Low intrinsic exercise capacity in rats predisposes to age-dependent cardiac remodeling independent of macrovascular function

R. H. Ritchie, C. H. Leo, C. Qin, E. J. Stephenson, M. A. Bowden, K. D. Buxton, S. J. Lessard, D. A. Rivas, L. G. Koch, S. L. Britton, J. A. Hawley, and O. L. Woodman

H729

Periodontal bacteria aggravate experimental autoimmune myocarditis in mice

N. Ashigaki, J. Suzuki, M. Ogawa, R. Watanabe, N. Aoyama, N. Kobayashi, T. Hanatani, A. Sekinishi, H. Zempo, Y. Tada, C. Takamura, K. Wakayama, Y. Hirata, R. Nagai, Y. Izumi, and M. Isobe

H740

AMPK attenuates microtubule proliferation in cardiac hypertrophy

J. T. Fassett, X. Hu, X. Xu, Z. Lu, P. Zhang, Y. Chen, and R. J. Bache

H749

Spontaneous bursts of muscle sympathetic nerve activity decrease leg vascular conductance in resting humans

S. T. Fairfax, J. Padilla, L. C. Vianna, M. J. Davis, and P. J. Fadel

H759