

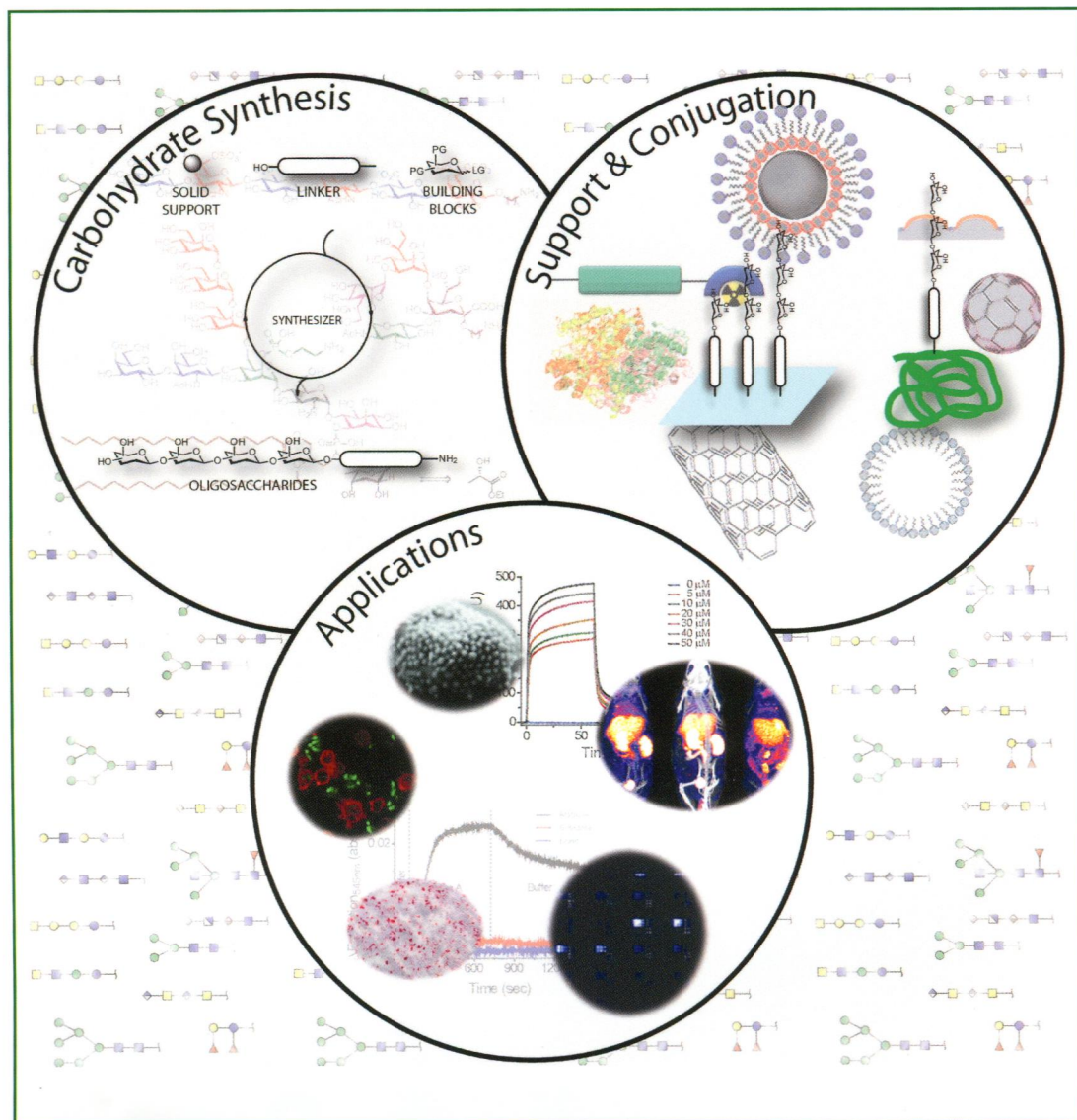
MU
C21/n



ELSEVIER

Carbohydrate RESEARCH

An International Journal



Carbohydrate Research Vol. 380, 2013

Contents

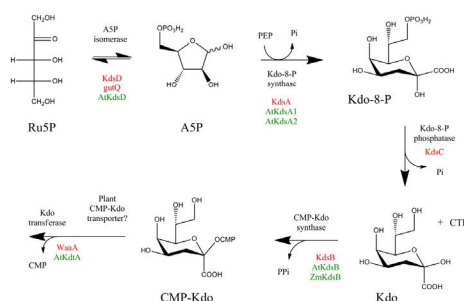
REVIEWS

Biochemistry and Enzymes

Conservation of the 2-keto-3-deoxymanno-octulosonic acid (Kdo) biosynthesis pathway between plants and bacteria

pp 70–75

Kevin M. Smyth*, Alan Marchant



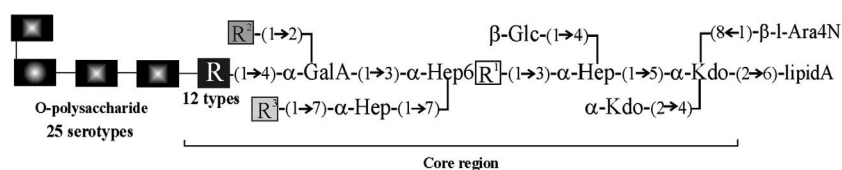
Polysaccharides

Immunochemical properties of *Proteus penneri* lipopolysaccharides—one of the major *Proteus* sp. virulence factors

pp 16–22

Agata Palusiak*

Proteus penneri lipopolysaccharide



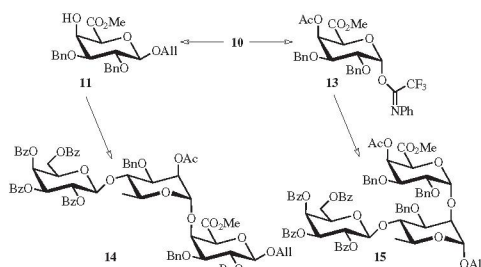
FULL PAPERS

Synthesis

Efficient synthesis of building blocks for branched rhamnogalacturonan I fragments

pp 9–15

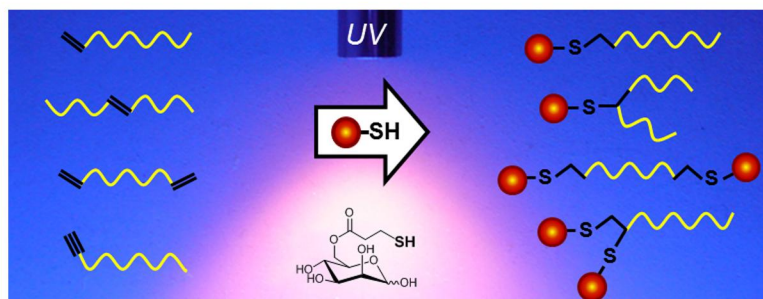
Amayak Pogosyan, Andreas Gottwald, Dirk Michalik, Hans-Ulrich Endress, Christian Vogel*



Monocatenary, branched, double-headed, and bolaform surface active carbohydrate esters via photochemical thiol-ene/-yne reactions

pp 29–36

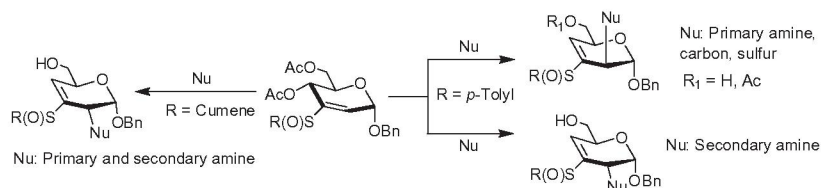
Cédric Boyère, Guy Broze, Christophe Blecker, Christine Jérôme, Antoine Debuigne*



Facial selectivities in the nucleophilic additions of 2,3-unsaturated 3-arylsulfinyl pyranosides

pp 51–58

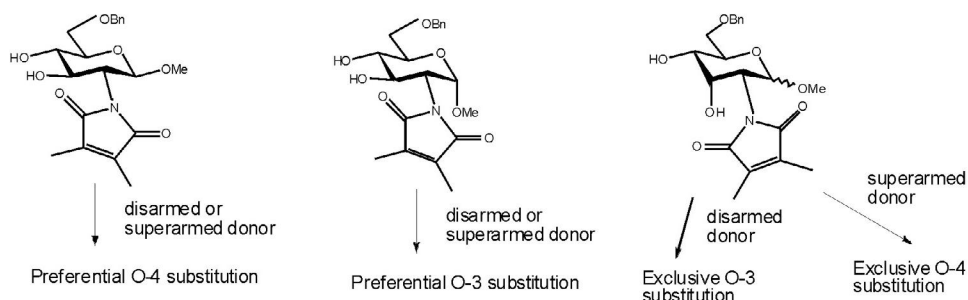
Arunima Mukherjee, Narayanaswamy Jayaraman*



Differential O-3/O-4 selectivity in the glycosylation of *N*-dimethylmaleoyl-protected hexamine acceptors: effect of a conformationally armed (superarmed) glycosyl donor

pp 167–173

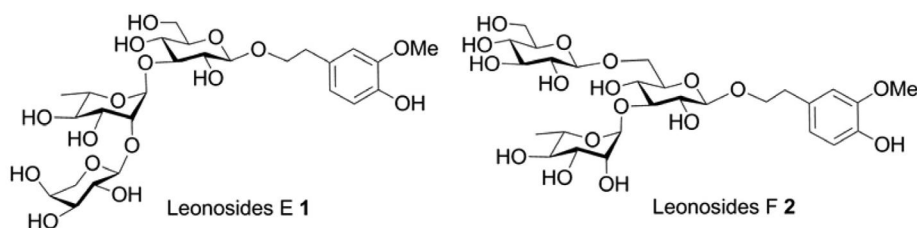
F. Della Felice, Edmundo A. Rúveda, Carlos A. Stortz, María I. Colombo*



Synthesis of Leonosides E and F derived from *Leonurus japonicas* Houtt

pp 174–180

Guofeng Gu*, Yisheng Zhao, Zhongwu Guo*

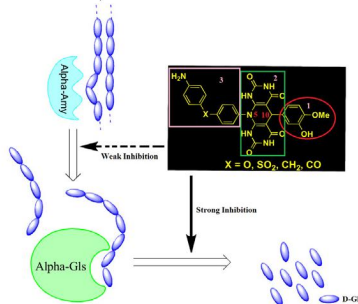


Biochemistry and Enzymes

Synthesis of new pyrimidine-fused derivatives as potent and selective antidiabetic α -glucosidase inhibitors

pp 81–91

Farhad Panahi, Reza Yousefi*, Mohammad Hossein Mehraban, Ali Khalafi-Nezhad*

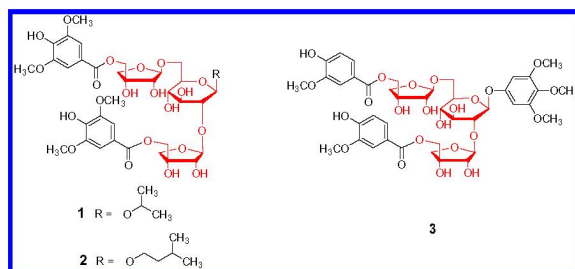


Characterization, Natural products

Acyl glycosides with rare β -D-apiofuranosyl- β -D-glucopyranosyl- β -D-apiofuranosyl from *Erycibe hainanensis*

pp 59–63

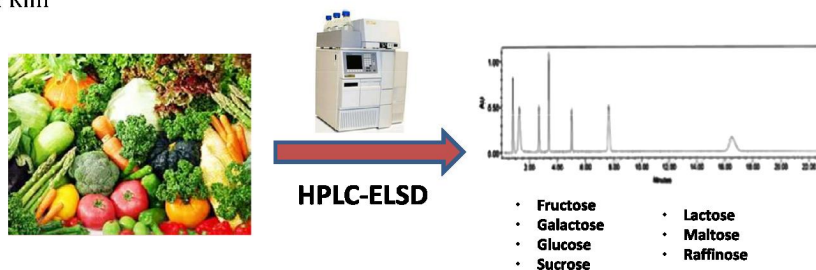
Zi-ming Feng, Shuang Song, Jun He, Ya-nan Yang, Jian-shuang Jiang, Pei-cheng Zhang*



Evaluation of sugar content and composition in commonly consumed Korean vegetables, fruits, cereals, seed plants, and leaves by HPLC-ELSD

pp 112–117

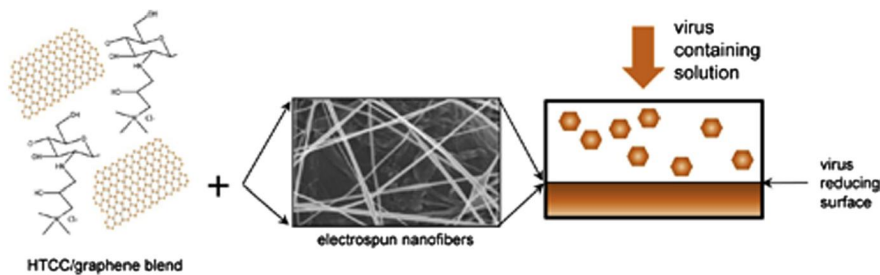
Poovan Shanmugavelan, Su Yeon Kim, Jung Bong Kim*, Heon Woong Kim, Soo Muk Cho, Se Na Kim, So Young Kim, Young Sook Cho, Haeng Ran Kim



Non-enveloped virus reduction with quaternized chitosan nanofibers containing graphene

pp 137–142

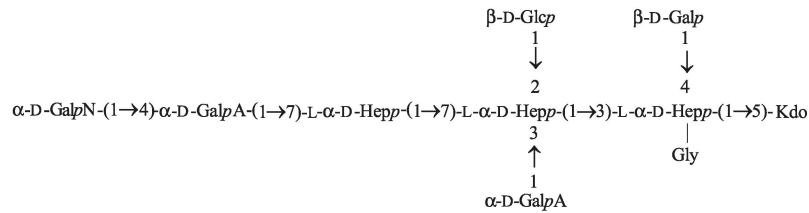
Bingyu Bai, Xue Mi, Xu Xiang, Patricia A. Heiden, Caryn L. Heldt*



Polysaccharides**The novel structure of the core oligosaccharide backbone of the lipopolysaccharide from the *Plesiomonas shigelloides* strain CNCTC 80/89 (serotype O13)**

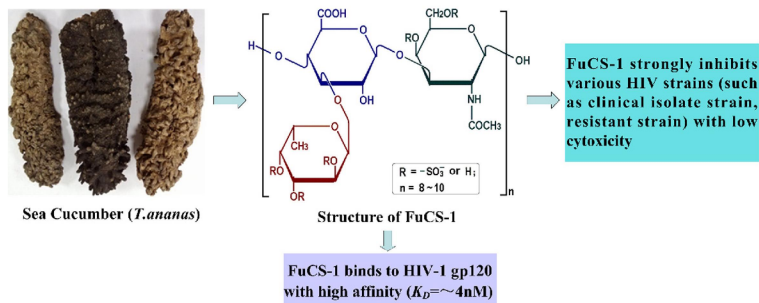
pp 45–50

Marta Kaszowska*, Wojciech Jachymek, Tomasz Niedziela, Sabina Koj, Lennart Kenne, Czeslaw Lugowski

**The depolymerized fucosylated chondroitin sulfate from sea cucumber potently inhibits HIV replication via interfering with virus entry**

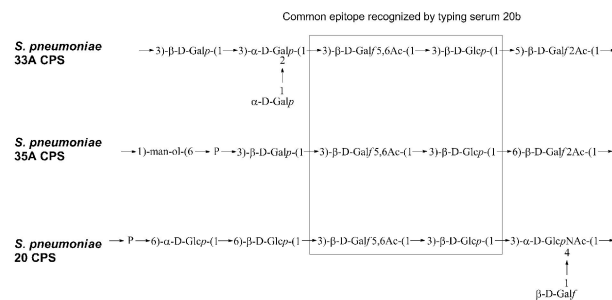
pp 64–69

Ning Huang, Ming-Yi Wu, Chang-Bo Zheng, Lin Zhu, Jin-Hua Zhao*, Yong-Tang Zheng*

**Identification of the common antigenic determinant shared by *Streptococcus pneumoniae* serotypes 33A, 35A, and 20 capsular polysaccharides**

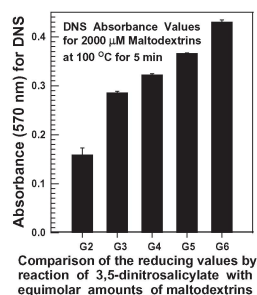
pp 101–107

Fiona L. Lin*, Evgeny Vinogradov, Chenghua Deng, Sandra Zeller, Bruce A. Green, Kathrin U. Jansen, Viliam Pavliak

**Reducing values: dinitrosalicylate gives over-oxidation and invalid results whereas copper bicinchoninate gives no over-oxidation and valid results**

pp 118–123

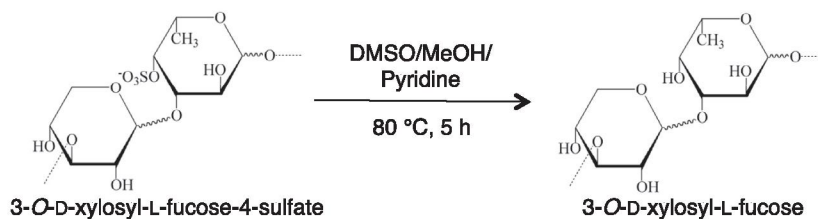
Amanda P. McIntyre, Rupendra Mukerjea, John F. Robyt*



Importance of sulfate groups for the macrophage-stimulating activities of ascophyllan isolated from the brown alga *Ascophyllum nodosum*

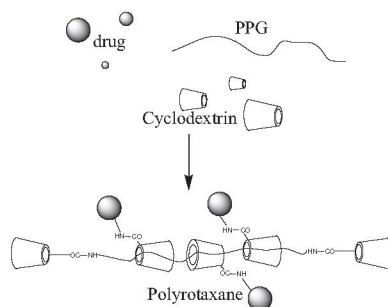
pp 124–129

Zedong Jiang, Mikinori Ueno, Tomoki Nishiguchi, Ryogo Abu, Shogo Isaka, Takasi Okimura, Kenichi Yamaguchi, Tatsuya Oda*

**A novel polyrotaxane-based delivery system for scutellarin: preparation, characterization, and in vitro evaluation**

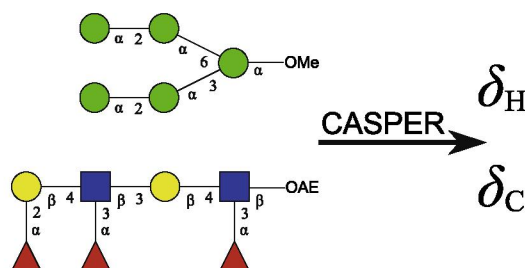
pp 149–155

Rui-Jian Jiang, Bo Yang*, Zhen-Kun Liu, Yu-Lin Zhao, Xia-Li Liao, Jian Yang, Chuan-Zhu Gao, Fen Wang, Bin Han

**Complete ¹H and ¹³C NMR chemical shift assignments of mono- to tetrasaccharides as basis for NMR chemical shift predictions of oligosaccharides using the computer program CASPER**

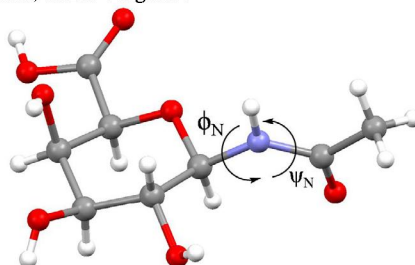
pp 156–166

Jerk Rönnöls, Robert Pendrill, Carolina Fontana, Christoffer Hamark, Thibault Angles d'Ortoli, Olof Engström, Jonas Ståhle, Mona V. Zaccheus, Elin Säwén, Liljan E. Hahn, Shahzad Iqbal, Göran Widmalm*

**Physical, X-Ray, Chromatography****Synthesis of *N*-(β -D-glycuronopyranosyl)alkanamides and 1-(β -D-glycuronopyranosyl)-4-phenyl-[1,2,3]-triazoles as *N*-glycoprotein linkage region analogs: examination of the effect of C5 substituent on the *N*-glycosidic torsion (Φ_N) based on X-ray crystallography**

pp 1–8

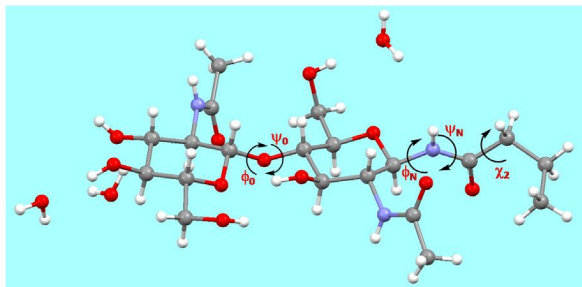
Manoharan Mathiselvam*, Duraikkannu Loganathan, Babu Varghese



Synthesis and X-ray crystallographic investigation of *N*-(β -D-glycosyl)butanamides derived from GlcNAc and chitobiose as analogs of the conserved chitobiosylasparagine linkage of *N*-glycoproteins

pp 37–44

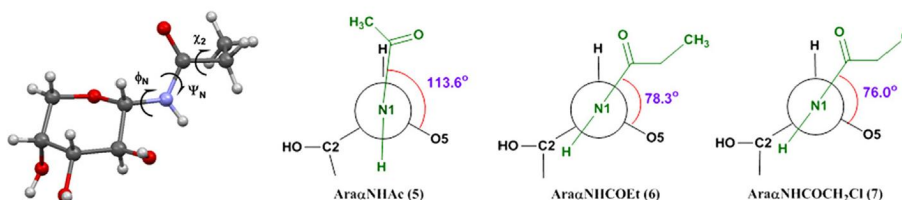
Manoharan Mathiselvam*, Amrita Srivastava, Babu Varghese, Serge Pérez*, Duraikkannu Loganathan



Synthesis and X-ray crystallographic investigation of *N*-(α -D-arabinopyranosyl)alkanamides as *N*-glycoprotein linkage region analogs

pp 92–100

Amrita Srivastava*, Babu Varghese, Duraikkannu Loganathan



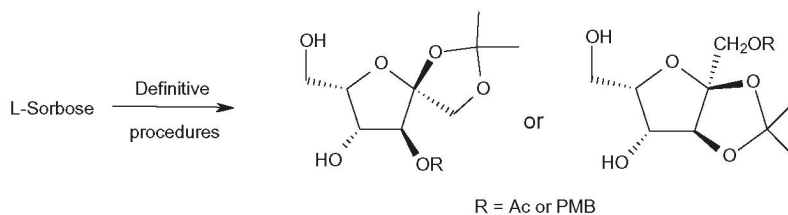
NOTES

Synthesis

A reinvestigation of the synthesis and revision of spectral data of 1,2-*O*-isopropylidene- α -L-sorbofuranose, 1,2,4,6-di-*O*-isopropylidene- α -L-sorbofuranose and derivatives

pp 23–28

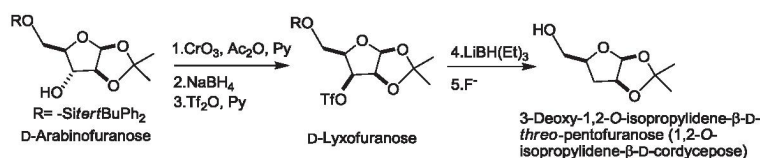
Anna Biela-Banaś, Estelle Gallienne, Olivier R. Martin*



Deoxygenation at the C3 position of D- and L-arabinofuranose: stereospecific access to enantiomeric cordyceposide derivatives

pp 143–148

Fábio da Paixão Soares, Maria Joselice e Silva, Bogdan Doboszewski*

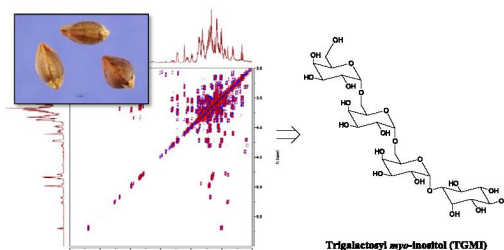


Characterization, Natural products

Purification and molecular structure of digalactosyl myo-inositol (DGMI), trigalactosyl myo-inositol (TGMI), and fagopyritol B3 from common buckwheat seeds by NMR

pp 130–136

Wei Gui, Bethan A. Lemley, Ivan Keresztes, Anthony M. Condo Jr., Kathryn J. Steadman, Ralph L. Obendorf*

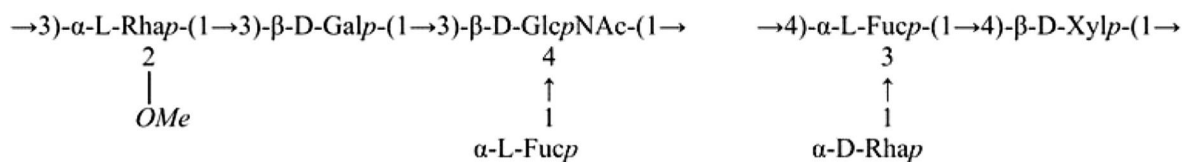


Polysaccharides

Structural studies of the O-specific polysaccharide(s) from the lipopolysaccharide of *Azospirillum brasilense* type strain Sp7

pp 76–80

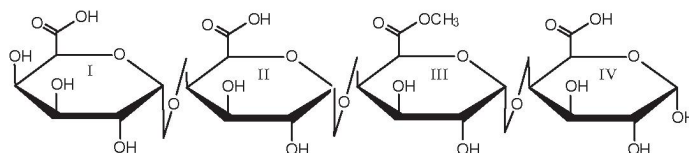
Elena N. Sigida, Yuliya P. Fedonenko, Alexander S. Shashkov, Evelina L. Zdrovenko*, Svetlana A. Konnova, Vladimir V. Ignatov, Yuriy A. Knirel




Characterization of a methyl-esterified tetragalacturonide fragment isolated from a commercial pectin with a medium degree of methyl-esterification

pp 108–111

Andrew Mort*, Gianna Bell-Eunice, Xiangmei Wu



*Corresponding author

 Supplementary data available via ScienceDirect

COVER

Multi-functionalisation of cyclodextrins (CD) has entered a new era thanks to the regioselective chemistry developed by M. Sollogoub's group. As illustrated on the cover, many applications can now be reached using CDs with various functions on specific positions. An example of functionalisation of CDs is given in the first issue of this journal. Image realised by Mickaël Ménand.

Available online at www.sciencedirect.com

ScienceDirect

Abstracted/Indexed in: Chem. Abstr.; Curr. Contents: Phys., Chem. & Earth Sci. Life Sci. Current Awareness in Bio. Sci. (CABS). Science Citation Index. Full texts are incorporated in CJELSEVIER, a file in the Chemical Journals Online database which is available on STN[®] International. Also covered in the abstract and citation database Scopus[®]. Full text available on ScienceDirect[®]



ELSEVIER

ISSN 0008-6215