
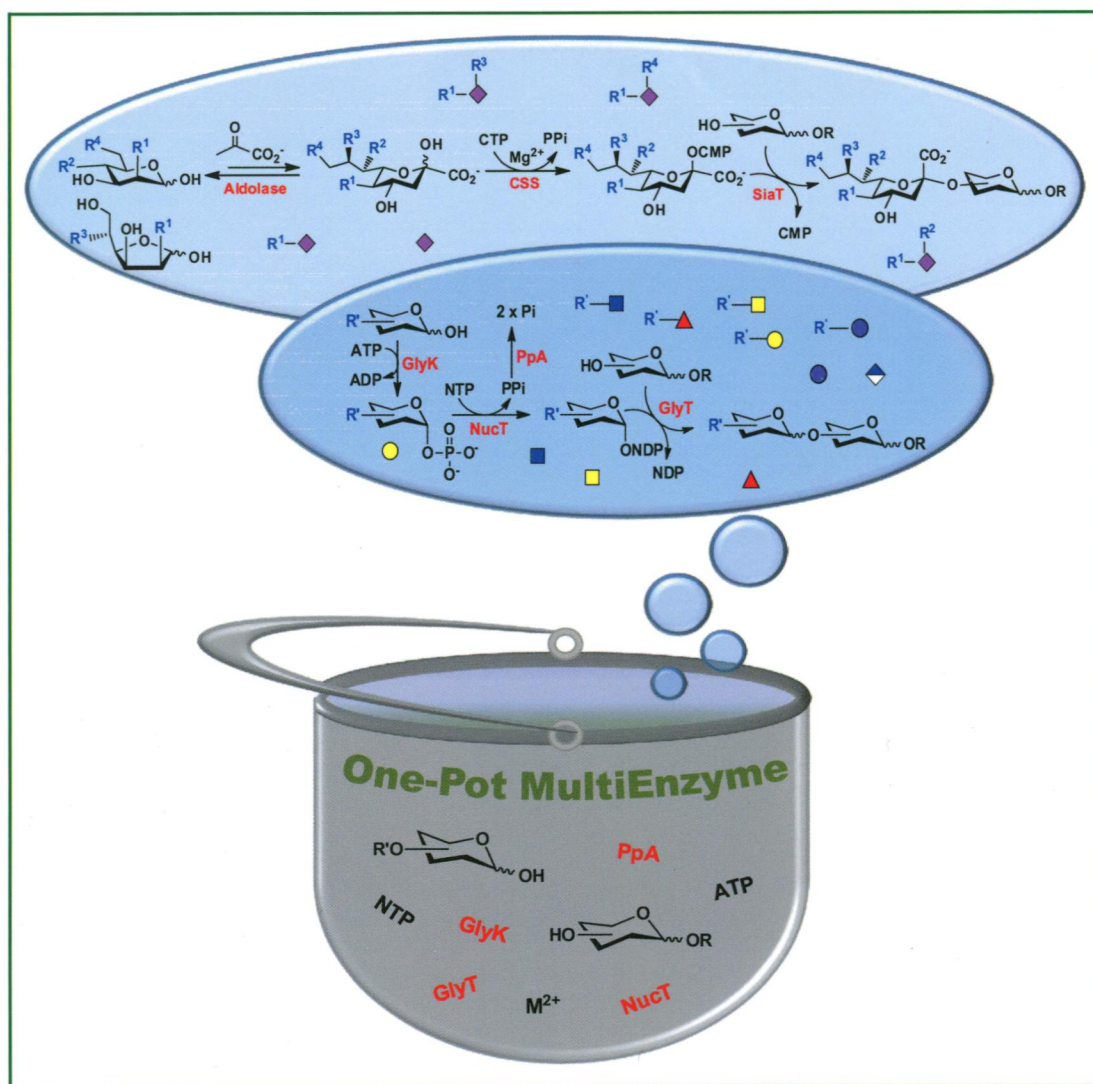


174
c21/r



Carbohydrate RESEARCH

An International Journal of Molecular Glycoscience



Carbohydrate Research Vol. 389, 2014

Contents

Special Issue: EuroCarb 17

Guest Editors: Timor Baasov, Micha Fridman and Stefan Oscarson

Foreword—The 17th European Carbohydrate Symposium—EuroCarb17

p 1

Timor Baasov, Micha Fridman

Dedication page to Grant Buchanan

p 2

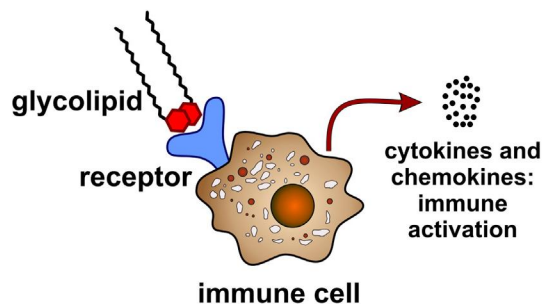
FULL LENGTH PAPERS

Synthesis

Trehalose diesters, lipoteichoic acids and α -GalCer: using chemistry to understand immunology

pp 3–11

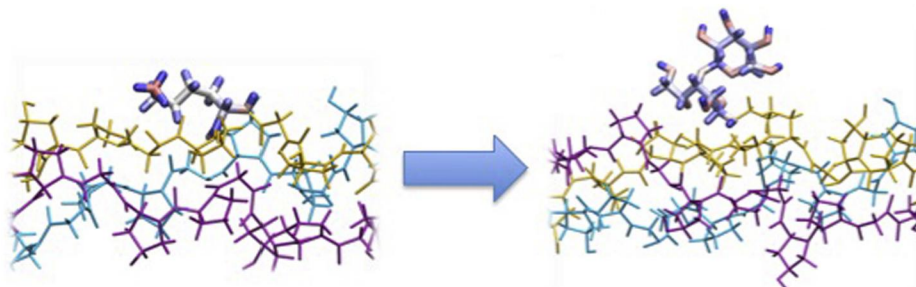
Bridget L. Stocker*, Mattie S.M. Timmer



Carbohydrate-functionalized collagen matrices: design and characterization of a novel neoglycosylated biomaterial

pp 12–17

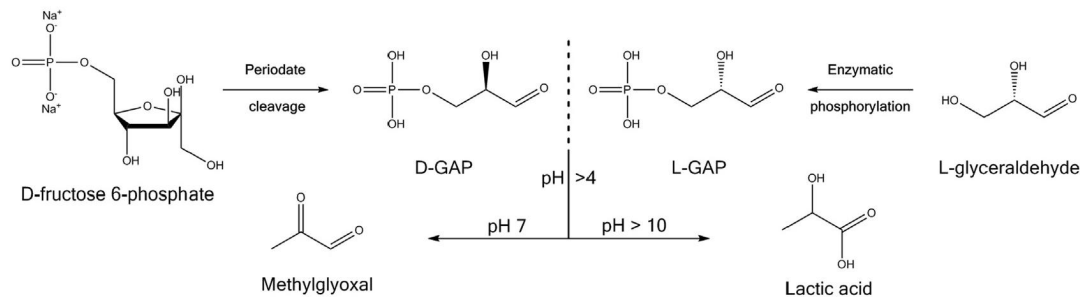
Laura Russo, Alfonso Gautieri, Mario Raspanti, Francesca Taraballi, Francesco Nicotra, Simone Vesentini, Laura Cipolla*



Chemical and enzymatic methodologies for the synthesis of enantiomerically pure glyceraldehyde 3-phosphates

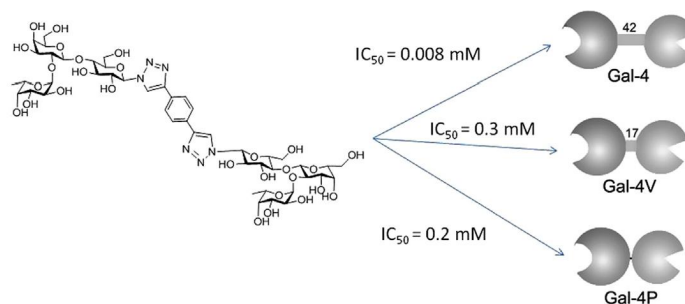
pp 18–24

Dominik Gauss, Bernhard Schoenenberger, Roland Wohlgenuth*

**Combining glycocluster synthesis with protein engineering: an approach to probe into the significance of linker length in a tandem-repeat-type lectin (galectin-4)**

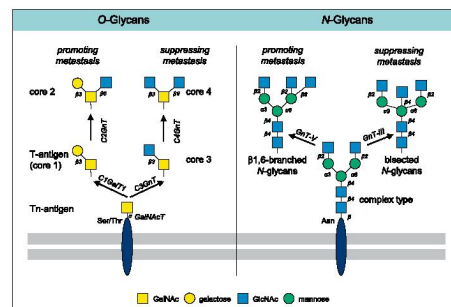
pp 25–38

Sabine André, Guan-Nan Wang, Hans-Joachim Gabius, Paul V. Murphy*

**Importance of altered glycoprotein-bound N- and O-glycans for epithelial-to-mesenchymal transition and adhesion of cancer cells**

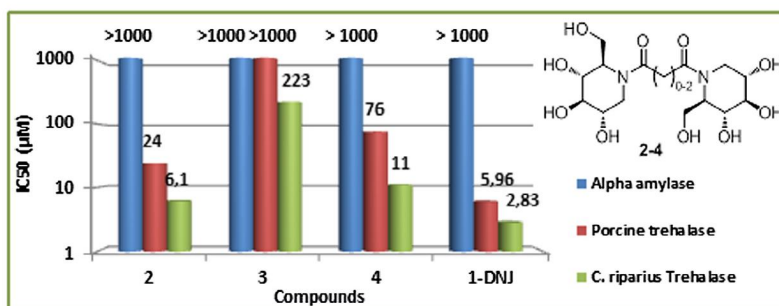
pp 39–45

Tobias Lange*, Timur R. Samatov, Alexander G. Tonevitsky, Udo Schumacher

**N-Bridged 1-deoxynojirimycin dimers as selective insect trehalase inhibitors**

pp 46–49

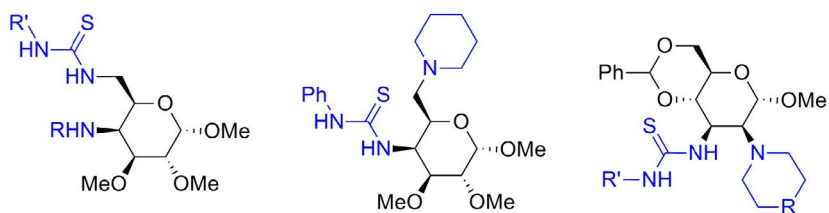
Laura Cipolla, Antonella Sgambato, Matilde Forcella, Paola Fusi, Paolo Parenti, Francesca Cardona, Davide Bini*



Preparation of new type of organocatalysts having a carbohydrate scaffold

pp 50–56

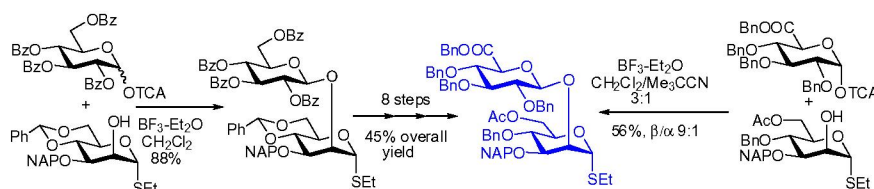
Károly Ágoston*, Péter Fügedi



Synthesis of benzyl protected β -D-GlcA-(1 \rightarrow 2)- α -D-Man thioglycoside building blocks for construction of *Cryptococcus neoformans* capsular polysaccharide structures

pp 57–65

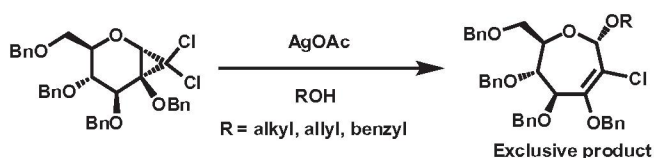
Lorenzo Guazzelli, Rebecca Ulc, Stefan Oscarson*



Exclusive ring opening of *gem*-dihalo-1,2-cyclopropanated oxyglycal to oxepines in AgOAc

pp 66–71

Supriya Dey, N. Jayaraman*

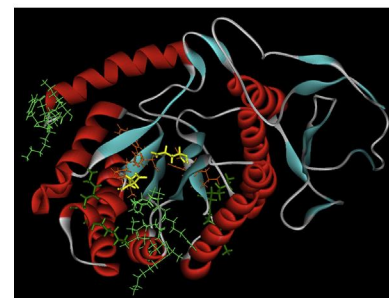


Biochemistry and Enzymes

Bacterial expression and functional reconstitution of human heparanase

pp 72–77

Sophie Winkler, Daniela Schweiger, Zheng Wei, Erich Rajkovic, Andreas J. Kungl*

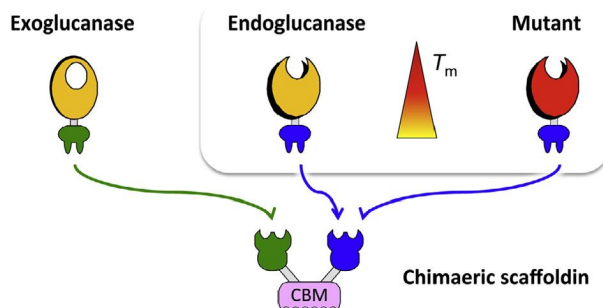


Molecular model of human heparanase.

Insights into enhanced thermostability of a cellulosomal enzyme

pp 78–84

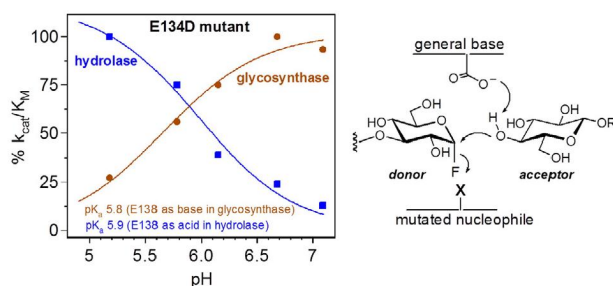
Johanna Stern, Michael Anbar, Sarah Morais, Raphael Lamed, Edward A. Bayer*



A transitional hydrolase to glycosynthase mutant by Glu to Asp substitution at the catalytic nucleophile in a retaining glycosidase

pp 85–92

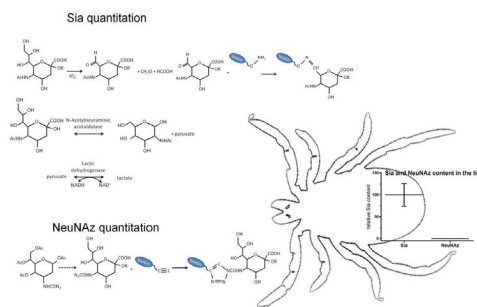
Hugo Aragunde, Estela Castilla, Xevi Biarnés, Magda Faijes, Antoni Planas*



The majority of sialylated glycoproteins in adult *Ixodes ricinus* ticks originate in the host, not the tick

pp 93–99

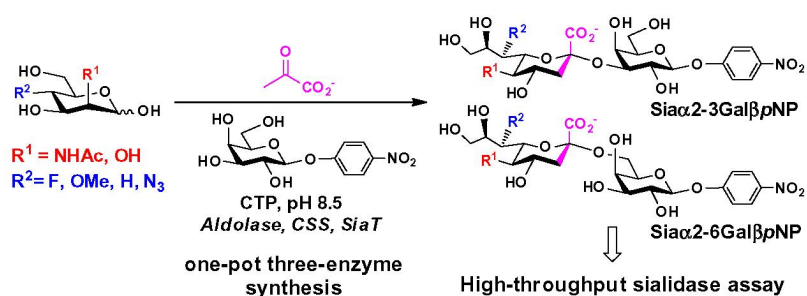
Jan Sterba*, Marie Vancova, Jarmila Sterbova, Lesley Bell-Sakyi, Libor Grubhoffer



Chemoenzymatic synthesis of sialosides containing C7-modified sialic acids and their application in sialidase substrate specificity studies

pp 100–111

Zahra Khedri, Yanhong Li, Saddam Muthana, Musleh M. Muthana, Ching-Wen Hsiao, Hai Yu, Xi Chen*




Characterization, Natural products

Expansion of coverage of Carbohydrate Structure Database (CSDB)

pp 112–114

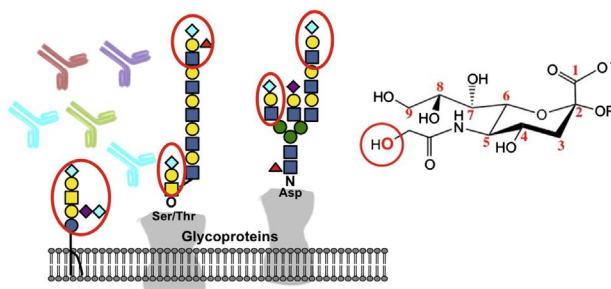
K.S. Egorova*, P.V. Toukach*



Glycans in immune recognition and response

pp 115–122

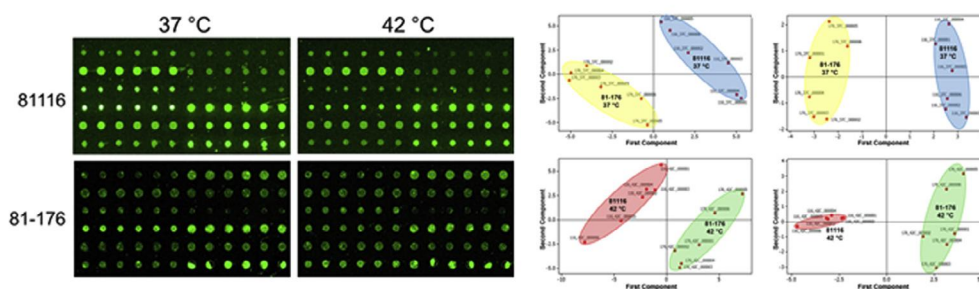
Ron Amon, Eliran Moshe Reuven, Shani Leviatan Ben-Arye, Vered Padler-Karavani*



Campylobacter jejuni strain discrimination and temperature-dependent glycome expression profiling by lectin microarray

pp 123–133

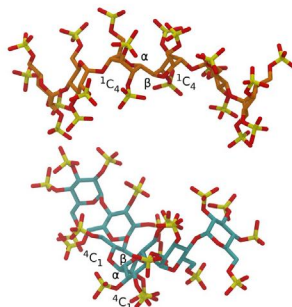
Michelle Kilcoyne*, Marcus E. Twomey, Jared Q. Gerlach, Marian Kane, Anthony P. Moran, Lokesh Joshi



Conformational changes of 1-4-glucopyranosyl residues of a sulfated C–C linked hexasaccharide

pp 134–140

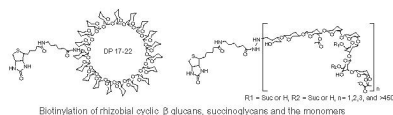
Alessia Coletti, Stefano Elli*, Eleonora Macchi, Patrizia Galzerano, Leila Zamani, Marco Guerrini, Giangiacomo Torri, Elena Vismara



Polysaccharides**Biotinylation of the rhizobial cyclic β -glucans and succinoglycans crucial for symbiosis with legumes**

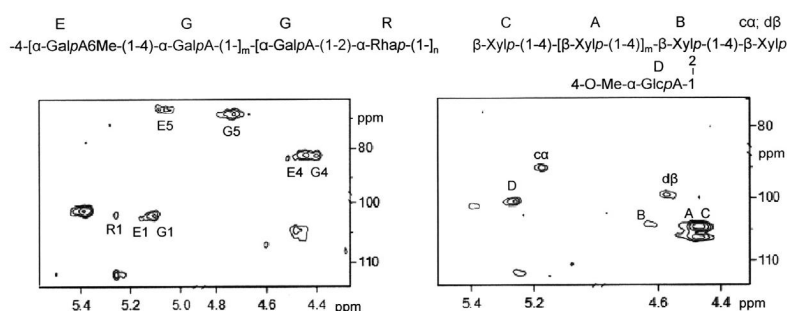
pp 141–146

Eunae Cho, Chanho Kwon, Sanghoo Lee, Muhammad Nazir Tahir, Seyeon Park, Seunho Jung*

**Non-cellulosic polysaccharides from the leaves of small balsam (*Impatiens parviflora* DC.)**

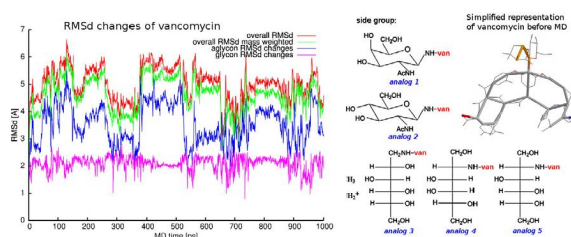
pp 147–153

Zdenka Hromádková*, Zuzana Košťálová, Naděžda Vrchtová, Anna Ebringerová

**Molecular modeling of Gram-positive bacteria peptidoglycan layer, selected glycopeptide antibiotics and vancomycin derivatives modified with sugar moieties**

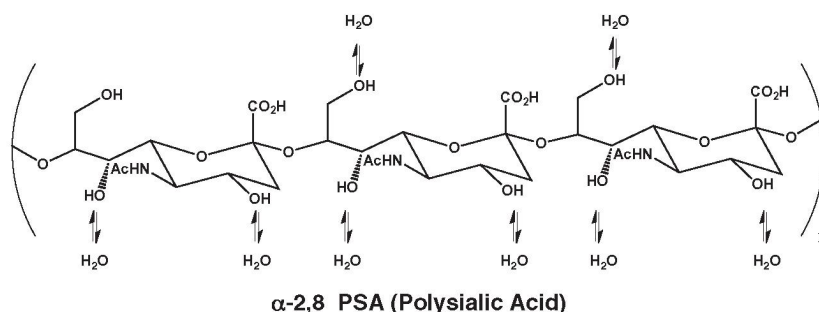
pp 154–164

Rafał Ślusarz*, Monika Szulc, Janusz Madaj

**Sialo-CEST: chemical exchange saturation transfer NMR of oligo- and poly-sialic acids and the assignment of their hydroxyl groups using selective- and HSQC-TOCSY**

pp 165–173

Hadassah Shinar, Marcos D. Battistel, Michael Mandler, Flora Lichaa, Darón I. Freedberg, Gil Navon*

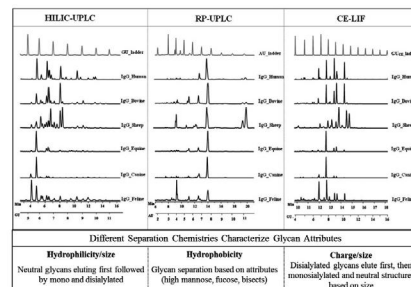


Physical, X-Ray, Chromatography

Comparison of separation techniques for the elucidation of IgG N-glycans pooled from healthy mammalian species

pp 174–185

Barbara Adamczyk, Tharmala Tharmalingam-Jaikaran, Michael Schomberg, Ákos Szekrényes, Ronan M. Kelly, Niclas G. Karlsson, Andràs Guttman, Pauline M. Rudd*



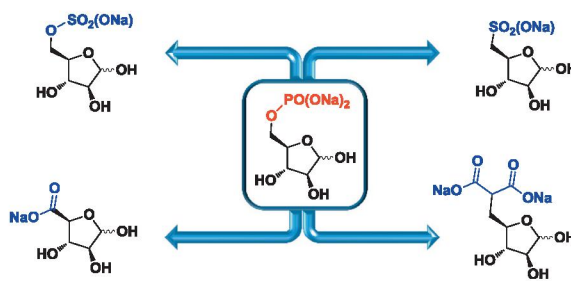
NOTES

Synthesis

Synthesis and biological evaluation of arabinose 5-phosphate mimics modified at position five

pp 186–191

Laura Cipolla, Cristina Airoidi, Paola Sperandeo, Serena Gianera, Alessandra Polissi, Francesco Nicotra, Luca Gabrielli*

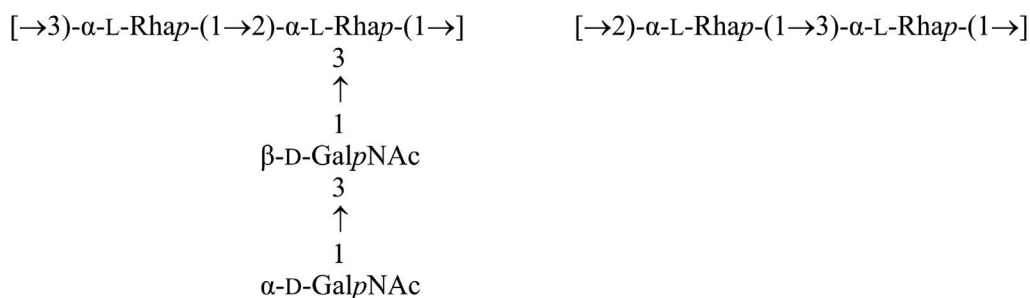


Polysaccharides

Structural investigation of rhamnose-rich polysaccharides from Streptococcus dysgalactiae bovine mastitis isolate

pp 192–195

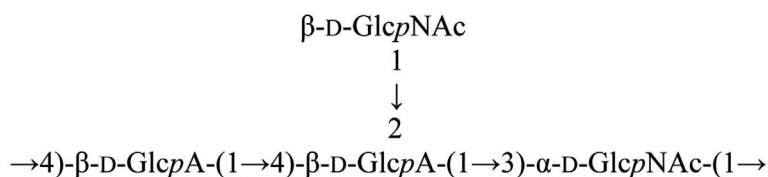
Olga Neiwert, Otto Holst, Katarzyna A. Duda*




Structure and gene cluster of the O-antigen of Escherichia coli O30

pp 196–198

Andrei V. Perepelov*, Xiyan Hao, Sof'ya N. Senchenkova, Alexander S. Shashkov, Bin Liu, Lei Wang, Yuriy A. Knirel



*Corresponding author

 Supplementary data available via ScienceDirect

COVER

Multi-functionalisation of cyclodextrins (CD) has entered a new era thanks to the regioselective chemistry developed by M. Sollogoub's group. As illustrated on the cover, many applications can now be reached using CDs with various functions on specific positions. An example of functionalisation of CDs is given in the first issue of this journal. Image realised by Mickaël Ménand.

Available online at www.sciencedirect.com

ScienceDirect

Abstracted/Indexed in: Chem. Abstr.: Curr. Contents: Phys., Chem. & Earth Sci. Life Sci. Current Awareness in Bio. Sci. (CABS). Science Citation Index. Full texts are incorporated in CJELSEVIER, a file in the Chemical Journals Online database which is available on STN[®] International. Also covered in the abstract and citation database Scopus[®]. Full text available on ScienceDirect[®]



ELSEVIER

ISSN 0008-6215