
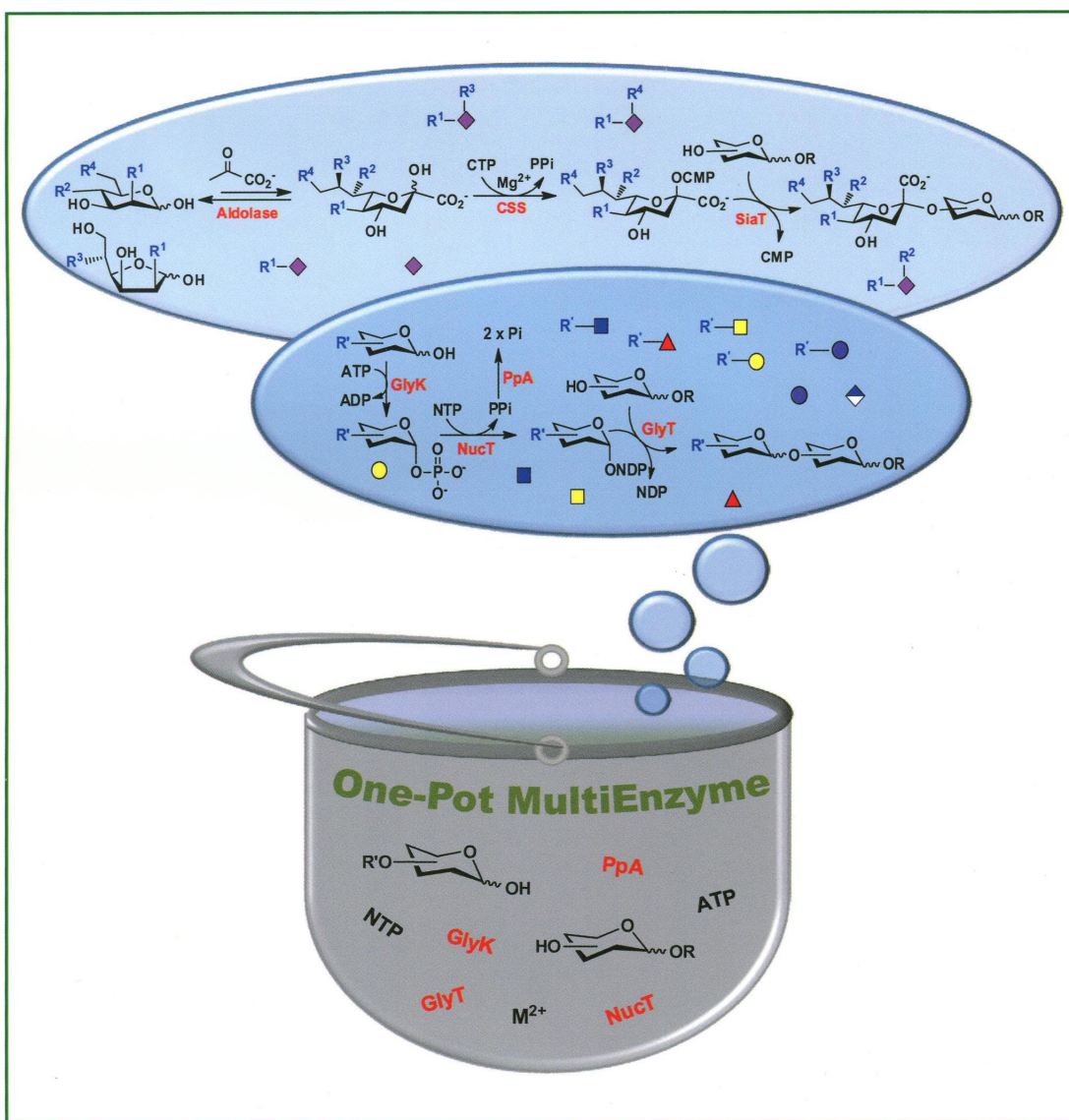


111  
021/r



# Carbohydrate RESEARCH

An International Journal of Molecular Glycoscience



Carbohydrate Research Vol. 398, 2014

Contents

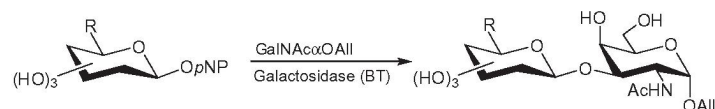
FULL PAPERS

Synthesis

Some findings in transgalactosylations employing modified donor substrates

pp 8–12

Lars Kröger, Joachim Thiem\*

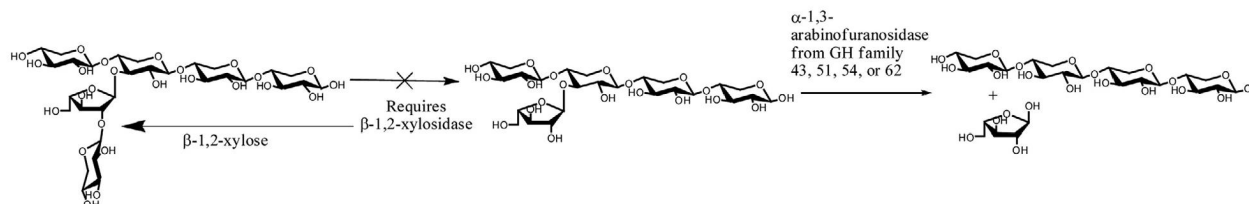


Biochemistry and Enzymes

Structural characterization of (1→2)-β-xylose-(1→3)-α-arabinose-containing oligosaccharide products of extracted switchgrass (*Panicum virgatum*, L.) xylan after exhaustive enzymatic treatment with α-arabinofuranosidase and β-endo-xylanase

pp 63–71

Michael J. Bowman\*, Bruce S. Dien, Karl E. Vermillion, Jeffrey A. Mertens

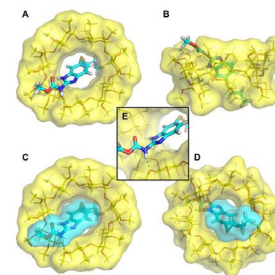


Characterization, Naturalproducts

Investigation of the complexation of albendazole with cyclodextrins for the design of new antiparasitic formulations

pp 50–55

Bénédicte Pradines, Jean-François Gallard, Bogdan I. Iorga, Claire Gueutin, Philippe M. Loiseau, Gilles Ponchel, Kawthar Bouchemal\*



Representation of the complex between ABZ (cyan) and Me-β-CD (yellow) was obtained by molecular docking (1:1 stoichiometry). Surfaces colored in yellow and cyan represent solvent accessible surfaces for Me-β-CD and ABZ, respectively. Views from the outside larger cavity of Me-β-CD (A and C), lateral view of ABZ/Me-β-CD inclusion complex (B), view from the narrow side of the Me-β-CD cavity (D), and detailed view highlighting the two hydrogen bonds were observed between Me-β-CD and ABZ (E). (This figure appears in color on the web.)

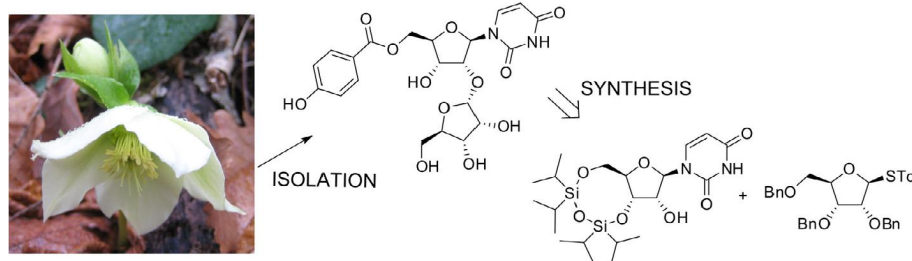




**Isolation of a new disaccharide nucleoside from *Helleborus caucasicus*: structure elucidation and total synthesis of hellecaucaside A and its  $\beta$ -anomer**

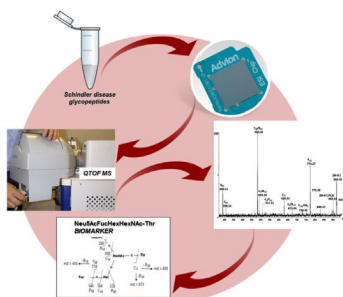
pp 80–89

Balla Sylla, Charles Gauthier, Jean Legault, Pierre-Yves Fleury, Serge Lavoie, Vakhtang Mshvildadze, Tamar Muzashvili, Eter Kemertelidze, André Pichette\*


**Automated chip-nanoelectrospray mass spectrometry for glycourinomics in Schindler disease type I**

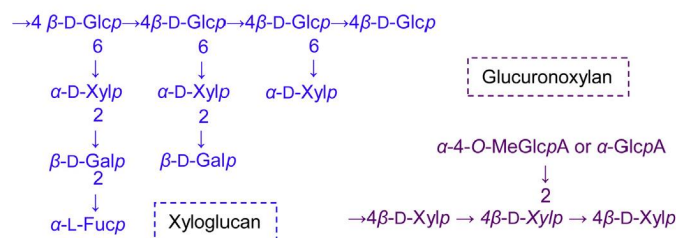
pp 90–100

Mirela Sarbu, Adrian Robu, Jasna Peter-Katalinić, Alina D. Zamfir\*


**Polysaccharides**
**Bioactive hemicelluloses alkali-extracted from *Fallopia sachalinensis* leaves**

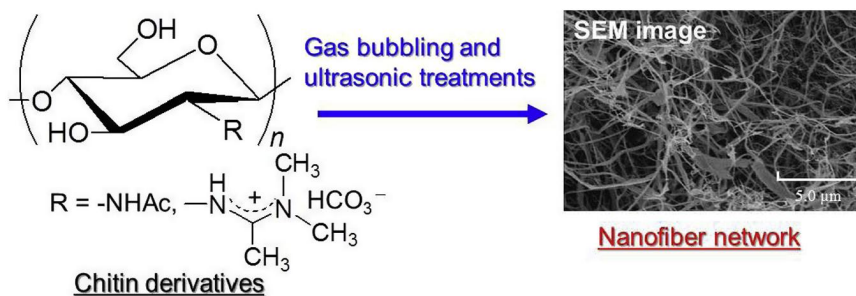
pp 19–24

Košťálová Zuzana\*, Hromádková Zdenka, Paulsen Berit Smestad, Ebringerová Anna


**Facile nanofibrillation of chitin derivatives by gas bubbling and ultrasonic treatments in water**

pp 25–30

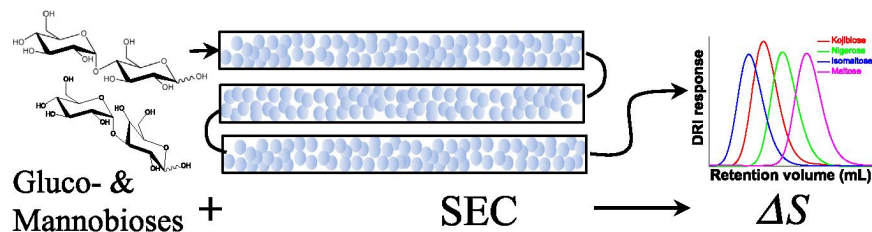
Kohei Tanaka, Kazuya Yamamoto, Jun-ichi Kadokawa\*



**Physical, X-Ray, Chromatography**
**Influence of glycosidic linkage on the solution conformational entropy of gluco- and mannobioses**

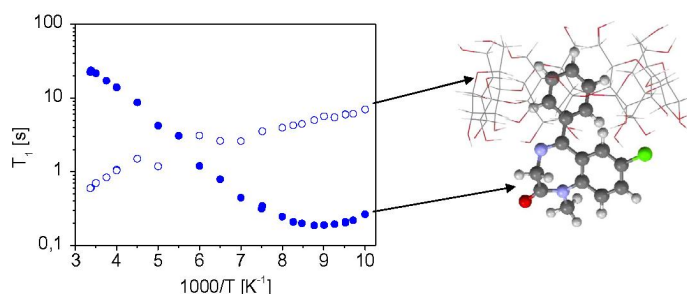
pp 31–35

Mallory J. Morris, André M. Striegel\*


**Complex and mixture of  $\beta$ -cyclodextrin with diazepam characterised by  $^1\text{H}$  NMR and atom–atom potential methods**

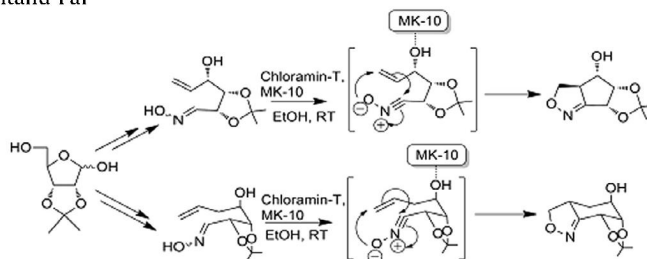
pp 56–62

A. Pajzderska\*, J. Mielcarek, J. Wąsicki


**NOTES**
**Synthesis**
**Highly regio- and diastereoselective, acidic clay supported intramolecular nitrile oxide–alkene cycloaddition on D-ribose derived nitriles: an efficient synthetic route to isoxazoline fused five and six membered carbocycles**

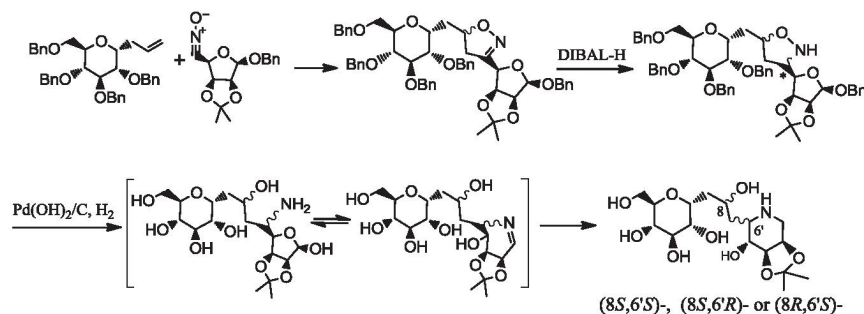
pp 13–18

Amarendra Panda, Sulagna Das, Shantanu Pal\*


**A convenient synthesis of novel aza-C-disaccharide analogues**

pp 36–39

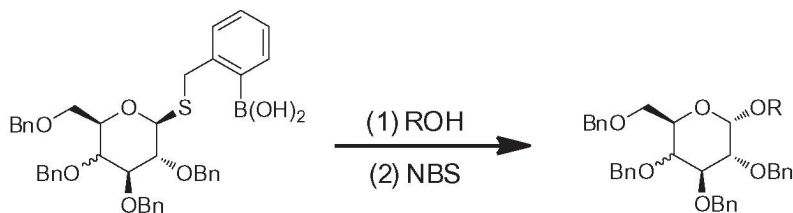
Pingzhu Zhang, Cuicui Li, Hailong Yang, Hua Wei, Zhichao Xia, Donglai Ma, Hua Chen, Kerang Wang, Xiaoliu Li\*



**1,2-*trans*-1-Dihydroxyboryl benzyl 5-glycoside as glycosyl donor**

pp 45–49

Xiao Liu, Bingbing Zhang, Xiangying Gu, Guohua Chen, Lin Chen, Xin Wang, Bing Xiong, Qi-Dong You\*, Yue-Lei Chen\*, Jingkang Shen\*



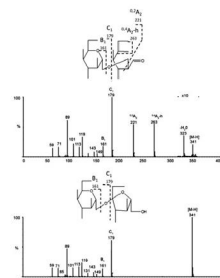
*beta*-S-glycosides or galactosides  
(readily available 1,2-*trans* educts)

up to pure *alpha*-O-glycoside products  
(1,2-*cis* products)

**Characterization, Natural products****A new, quick, highly sensitive ultramicro-analysis method for the identification of fructose removed from fructofuranosyl-containing gluco-oligosaccharides by ESI-CID-MS/MS**

pp 1–7

Hong-Tao Zhang, Li Zhu, Shuang Zhang, Xiao-Bei Zhan\*, Chi-Chung Lin\*

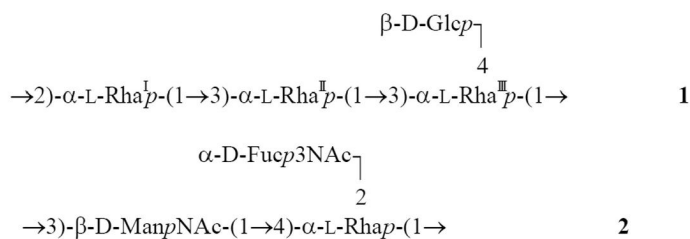


Identification of the removal of fructose from fructofuranosyl-containing glucooligosaccharides based on the regular pattern of negative ESI-CID-MS/MS product-ion.

**Polysaccharides****Structural studies of the polysaccharides from the lipopolysaccharides of *Azospirillum brasilense* Sp246 and SpBr14**

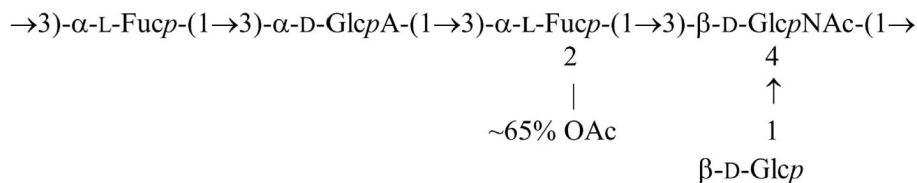
pp 40–44

Elena N. Sigida\*, Yuliya P. Fedonenko, Alexander S. Shashkov, Vyacheslav S. Grinev, Evelina L. Zdrovenko, Svetlana A. Konnova, Vladimir V. Ignatov, Yuriy A. Knirel

**Structure and gene cluster organization of the O-antigen of *Providencia alcalifaciens* O45:H25**

pp 72–76

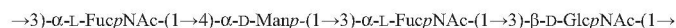
Olga G. Ovchinnikova, Alexander S. Shashkov, Magdalena Moryl, Bin Liu, Antoni Rozalski, Yuriy A. Knirel\*




**The structure of O-polysaccharide isolated from *Cronobacter universalis* NCTC 9529<sup>T</sup>**

pp 77–79

Kinga Marszewska, Małgorzata Czerwicka, Stephen J. Forsythe, Ewelina Sałdak, Sylwia Szulta, Halina Dziadziuszko, Karolina Ossowska, Zbigniew Kaczyński\*



\*Corresponding author

 Supplementary data available via ScienceDirect**COVER**

Multi-functionalisation of cyclodextrins (CD) has entered a new era thanks to the regioselective chemistry developed by M. Sollogoub's group. As illustrated on the cover, many applications can now be reached using CDs with various functions on specific positions. An example of functionalisation of CDs is given in the first issue of this journal. Image realised by Mickaël Ménand.

Available online at [www.sciencedirect.com](http://www.sciencedirect.com)**ScienceDirect**

Abstracted/Indexed in: Chem. Abstr.: Curr. Contents: Phys., Chem. & Earth Sci. Life Sci. Current Awareness in Bio. Sci. (CABS). Science Citation Index. Full texts are incorporated in CJELSEVIER, a file in the Chemical Journals Online database which is available on STN<sup>®</sup> International. Also covered in the abstract and citation database Scopus<sup>®</sup>. Full text available on ScienceDirect<sup>®</sup>



ELSEVIER

ISSN 0008-6215