
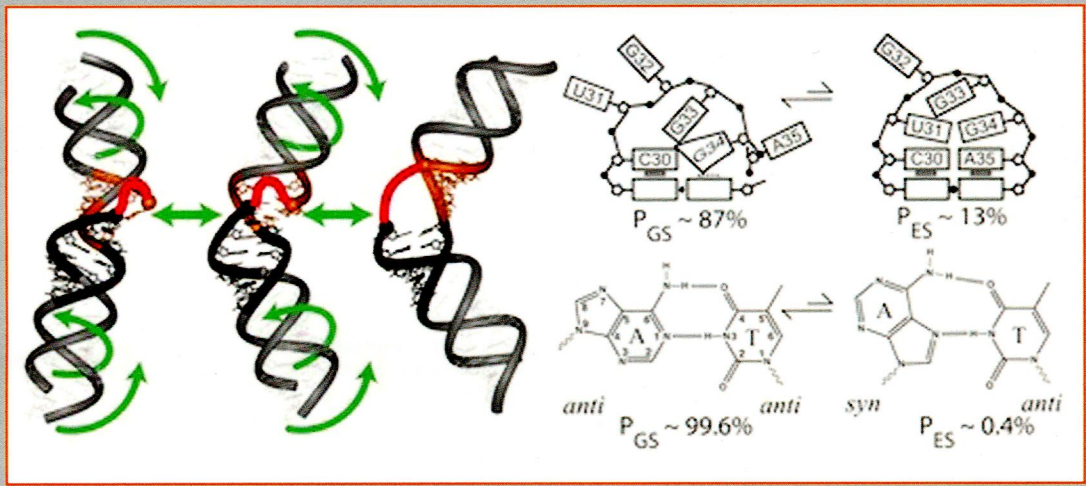


ПН  
780/мр




# JMR

Journal of Magnetic Resonance



New NMR techniques provide insights into nucleic acid dynamics, including global motions of helices and transient changes in base-pairing and secondary structure.

Editor: Lucio Frydman



Volume 237, December 2013

CONTENTS

**ON THE COVER: PERSPECTIVES IN MAGNETIC RESONANCE**

- 191 **NMR studies of nucleic acid dynamics**  
Hashim M. Al-Hashimi

**REGULAR ARTICLES**

- 1 **Axis-matching excitation pulses for CPMG-like sequences in inhomogeneous fields**  
Soumyajit Mandal, Van D.M. Koroleva, Troy W. Borneman, Yi-Qiao Song, Martin D. Hürlimann
- 11 **Selective inversion of  $^1\text{H}$  resonances in solid-state nuclear magnetic resonance: Use of double-DANTE pulse sequence**  
Venus Singh Mithu, Kong Ooi Tan, P.K. Madhu
- 23 **Cryogenics free production of hyperpolarized  $^{129}\text{Xe}$  and  $^{83}\text{Kr}$  for biomedical MRI applications**  
Theodore Hughes-Riley, Joseph S. Six, David M.L. Lilburn, Karl F. Stupic, Alan C. Dorkes, Dominick E. Shaw, Galina E. Pavlovskaya, Thomas Meersmann
- 40 **Sampling scheme and compressed sensing applied to solid-state NMR spectroscopy**  
Eugene C. Lin, Stanley J. Opella
- 49 **Measuring small compartment dimensions by probing diffusion dynamics via Non-uniform Oscillating-Gradient Spin-Echo (NOGSE) NMR**  
Noam Shemesh, Gonzalo A. Álvarez, Lucio Frydman
- 63 **SENSASS NMR: New NMR techniques for enhancing the sensitivity and the spectral resolution of polymer supported chemicals**  
Nicolò Prosa, Marie-Christine Scherrmann, Denis Merlet, Jonathan Farjon
- 73 **Optimization of SABRE for polarization of the tuberculosis drugs pyrazinamide and isoniazid**  
Haifeng Zeng, Jiadi Xu, Joseph Gillen, Michael T. McMahon, Dmitri Artemov, Jean-Max Tyburn, Joost A.B. Lohman, Ryan E. Mewis, Kevin D. Atkinson, Gary G.R. Green, Simon B. Duckett, Peter C.M. van Zijl
- 79 **A cryogenic receiver for EPR**  
R. Narkowicz, H. Ogata, E. Reijerse, D. Suter
- 92 **An estimation method of MR signal parameters for improved image reconstruction in unilateral scanner**  
Elad Bergman, Arie Yeredor, Uri Nevo
- 100 **Accelerating multidimensional NMR and MRI experiments using iterated maps**  
Merideth A. Frey, Zachary M. Sethna, Gregory A. Manley, Suvrajit Sengupta, Kurt W. Zilm, J. Patrick Loria, Sean E. Barrett
- 110 **Identification of  $\text{Fe}^{3+}\text{-Li}^+$  complexes in ZnO by means of high-frequency EPR/ENDOR spectroscopy**  
Yu.S. Kutin, G.V. Mamin, S.B. Orlinskii

Continued

- 115 **An aliasing artifacts reducing approach with random undersampling for spatiotemporally encoded single-shot MRI**  
Lin Chen, Lijun Bao, Jing Li, Shuhui Cai, Congbo Cai, Zhong Chen
- 125 **Highly-accelerated quantitative 2D and 3D localized spectroscopy with linear algebraic modeling (SLAM) and sensitivity encoding**  
Yi Zhang, Refaat E. Gabr, Jinyuan Zhou, Robert G. Weiss, Paul A. Bottomley
- 139 **Determination of transverse relaxation rates in systems with scalar-coupled spins: The role of antiphase coherences**  
Takuya F. Segawa, Geoffrey Bodenhausen
- 152 **Constant gradient PFG sequence and automated cumulant analysis for quantifying dispersion in flow through porous media**  
U.M. Scheven
- 175 **Shortening spin-lattice relaxation using a copper-chelated lipid at low-temperatures – A magic angle spinning solid-state NMR study on a membrane-bound protein**  
Kazutoshi Yamamoto, Marc A. Caporini, Sangchoul Im, Lucy Waskell, Ayyalusamy Ramamoorthy
- 182 **An advanced phantom study assessing the feasibility of neuronal current imaging by ultra-low-field NMR**  
Rainer Körber, Jaakko O. Nieminen, Nora Höfner, Vojko Jazbinšek, Hans-Jürgen Scheer, Kiwoong Kim, Martin Burghoff

#### **COMMUNICATIONS**

- 17 **Estimation of spin-echo relaxation time**  
F. Golub, L.C. Potter, J.N. Ash, A. Blank, R. Ahmad
- 34 **Slice-selective gradient-encoded CEST spectroscopy for monitoring dynamic parameters and high-throughput sample characterization**  
Jörg Döpfert, Christopher Witte, Leif Schröder
- 85 **Reduced dimensionality tailored HN(C)N experiments for facile backbone resonance assignment of proteins through unambiguous identification of sequential HSQC peaks**  
Dinesh Kumar
- 147 **Adiabatic Rotor-Echo-Short-Pulse-Irradiation mediated cross-polarization**  
Anders B. Nielsen, Sheetal Jain, Matthias Ernst, Beat H. Meier, Niels Chr. Nielsen
- 158 **Ultralow field NMR spectrometer with an atomic magnetometer near room temperature**  
Guobin Liu, Xiaofeng Li, Xianping Sun, Jiwen Feng, Chaohui Ye, Xin Zhou
- 164 **Resolution and measurement of heteronuclear dipolar couplings of a noncrystalline protein immobilized in a biological supramolecular assembly by proton-detected MAS solid-state NMR spectroscopy**  
Sang Ho Park, Chen Yang, Stanley J. Opella, Leonard J. Mueller
- 169 **Low-field MRI can be more sensitive than high-field MRI**  
Aaron M. Coffey, Milton L. Truong, Eduard Y. Chekmenev