

SEPTEMBER 4, 2014


VOLUME 118

NUMBER 35

pubs.acs.org/JPCB

THE JOURNAL OF PHYSICAL CHEMISTRY

B



BIOPHYSICAL CHEMISTRY, BIOMATERIALS, LIQUIDS, AND SOFT MATTER



ACS Publications
Most Trusted. Most Cited. Most Read.

www.acs.org

ON THE COVER: Collage of cover art from recent issues of *J. Phys. Chem.* Top Left: ^{17}O Solid-State NMR Spectra Provide Signatures of Various Oxygen Species in Metal-Organic Frameworks (*J. Phys. Chem. C* **2013**, *117* (33), 16953–16960). Center Left: Behavior of Amyloid β -Peptides on a Ganglioside-Containing Membrane Surface (*J. Phys. Chem. B* **2013**, *117* (27), 8085–8094). Bottom Left: Bridge-Mediated EET in Porphyrin Dimers: Electronic Coupling Reduced by Fluorination (*J. Phys. Chem. C* **2013**, *117* (24), 12423–12431). Top Right: Synthesis of Prebiotic Hydrocarbons in Impacts of Simple Icy Mixtures on Early Earth (*J. Phys. Chem. A* **2013**, *117* (24), 5124–5131). Bottom Right: Computed Potential Energy Curves for Quartet, Doublet, and Sextet States of NdF^{2+} (*J. Phys. Chem. A* **2013**, *117* (42), 10881–10888).

Editorial

10333

[dx.doi.org/10.1021/jp507964q](https://doi.org/10.1021/jp507964q)

Ion Pairing: From Water Clusters to the Aqueous Bulk

Pavel Jungwirth*

Articles

Biophysical Chemistry and Biomolecules

10335



[dx.doi.org/10.1021/jp503223z](https://doi.org/10.1021/jp503223z)

Lipid Structure in Triolein Lipid Droplets

Vitaly V. Chaban* and Himanshu Khandelia*

10341

[dx.doi.org/10.1021/jp504723m](https://doi.org/10.1021/jp504723m)

Simulations of Potentials of Mean Force for Separating a Leucine Zipper Dimer and the Basic Region of a Basic Region Leucine Zipper Dimer

Robert I. Cukier*

10355



[dx.doi.org/10.1021/jp504779m](https://doi.org/10.1021/jp504779m)

Zn^{2+} Effect on Structure and Residual Hydrophobicity of Amyloid β -Peptide Monomers

Hu Shi, Baotao Kang, and Jin Yong Lee*

10362



[dx.doi.org/10.1021/jp5048503](https://doi.org/10.1021/jp5048503)

Replica Exchange Monte Carlo Simulation of Human Serum Albumin–Catechin Complexes

Yunqi Li, Lijia An, and Qingrong Huang*

10373 

[dx.doi.org/10.1021/jp505556r](https://doi.org/10.1021/jp505556r)

X-ray Scattering from Immunostimulatory Tetrapod-Shaped DNA in Aqueous Solution To Explore Its Biological Activity–Conformation Relationship

Yusuke Sanada, Shunsuke Sakamoto, Tomoki Shiomi, Tadashi Okobira, Efstratios Mylonas, Noboru Ohta, Naoto Yagi, Makiya Nishikawa, Isamu Akiba, Yoshinobu Takakura, and Kazuo Sakurai*

10380 

[dx.doi.org/10.1021/jp505589b](https://doi.org/10.1021/jp505589b)

Radical Scavenging Ability of Gallic Acid toward OH and OOH Radicals. Reaction Mechanism and Rate Constants from the Density Functional Theory

Tiziana Marino,* Annia Galano, and Nino Russo

10390 

[dx.doi.org/10.1021/jp505861b](https://doi.org/10.1021/jp505861b)

Parametrization of 2,2,2-Trifluoroethanol Based on the Generalized Amber Force Field Provides Realistic Agreement between Experimental and Calculated Properties of Pure Liquid as Well as Water-Mixed Solutions

Jiří Vymětal and Jiří Vondrášek*

10405

[dx.doi.org/10.1021/jp506141v](https://doi.org/10.1021/jp506141v)

Poisson Indicator and Fano Factor for Probing Dynamic Disorder in Single-Molecule Enzyme Inhibition Kinetics

Srabanti Chaudhury*

10413

[dx.doi.org/10.1021/jp506416s](https://doi.org/10.1021/jp506416s)

Second Harmonic Generation from Tryptophan-Rich Short Peptides: W_0K_m and Gramicidin A

J. Duboisset, G. Matar, F. Besson, D. Ficheux, E. Benichou, I. Russier-Antoine, Ch. Jonin, and P. F. Brevet*

10419

[dx.doi.org/10.1021/jp506668a](https://doi.org/10.1021/jp506668a)

Stochastic Kinetics on Networks: When Slow Is Fast

Xin Li, Anatoly B. Kolomeisky,* and Angelo Valleriani*

10426 

[dx.doi.org/10.1021/jp507855k](https://doi.org/10.1021/jp507855k)

Transfer Hydrogenation as a Redox Process in Nucleotides

Florian Achraïner, Vladimir N. Emel'yanenko, Waled Tantawy, Sergey P. Verevkin, and Hendrik Zipse*

10430

[dx.doi.org/10.1021/jp508118f](https://doi.org/10.1021/jp508118f)

Hydrogen Bond Disruption in DNA Base Pairs from ^{14}C Transmutation

Michel Sassi, Damien J. Carter, Blas P. Uberuaga, Christopher R. Stanek, Ricardo L. Mancera, and Nigel A. Marks*

Biomaterials, Surfactants, and Membranes


10436

[dx.doi.org/10.1021/jp5044078](https://doi.org/10.1021/jp5044078)

Microthermodynamic Interpretation of Fluid States from FTIR Measurements in Lipid Membranes: A Monte Carlo Study


O. A. Pinto, A. M. Bouchet, M. A. Frías, and E. A. Disalvo*

10444  [dx.doi.org/10.1021/jp5060952](https://doi.org/10.1021/jp5060952)
Impact of Ionic Liquids in Aqueous Solution on Bacterial Plasma Membranes Studied with Molecular Dynamics Simulations
Geraldine S. Lim, Jernej Zidar, Daniel W. Cheong, Stephan Jaenicke, and Marco Klähn*


10460  [dx.doi.org/10.1021/jp506407r](https://doi.org/10.1021/jp506407r)
Different Phase Behavior and Packing of Ceramides with Long (C16) and Very Long (C24) Acyls in Model Membranes: Infrared Spectroscopy Using Deuterated Lipids
Barbora Školová, Klára Hudská, Petra Pullmannová, Andrej Kováčik, Karel Palát, Jaroslav Roh, Jana Flederermann, Irina Estrela-Lopis, and Kateřina Vávrová*

Liquids; Chemical and Dynamical Processes in Solution

10471 [dx.doi.org/10.1021/jp5039255](https://doi.org/10.1021/jp5039255)
Concentration Dependence of Ionic Hydration Numbers
Yizhak Marcus*

10477  [dx.doi.org/10.1021/jp5049716](https://doi.org/10.1021/jp5049716)
Radiation Stability of Cations in Ionic Liquids. 5. Task-Specific Ionic Liquids Consisting of Biocompatible Cations and the Puzzle of Radiation Hypersensitivity
Ilya A. Shkrob,* Timothy W. Marin, James F. Wishart, and David C. Grills

10493  [dx.doi.org/10.1021/jp505286z](https://doi.org/10.1021/jp505286z)
NMR, Calorimetry, and Computational Studies of Aqueous Solutions of *N*-Methyl-2-pyrrolidone
Marianna Usula, Silvia Porcedda, Francesca Mocci, Lorenzo Gontrani, Ruggero Caminiti, and Flaminia Cesare Marincola*

10503  [dx.doi.org/10.1021/jp5057495](https://doi.org/10.1021/jp5057495)
Effect of the Cation on the Interactions between Alkyl Methyl Imidazolium Chloride Ionic Liquids and Water
Imran Khan, Mohamed Taha, Paulo Ribeiro-Claro, Simão P. Pinho, and João A. P. Coutinho*

10515 [dx.doi.org/10.1021/jp505869m](https://doi.org/10.1021/jp505869m)
Hydrotropy: Monomer–Micelle Equilibrium and Minimum Hydrotrope Concentration
Seishi Shimizu* and Nobuyuki Matubayasi*

10525 [dx.doi.org/10.1021/jp5061123](https://doi.org/10.1021/jp5061123)
Oriental and Vibrational Relaxation Dynamics of Perylene in the Cyclohexane–Ethanol Binary Solvent System
Chen Qiu and G. J. Blanchard*

Glasses, Colloids, Polymers, and Soft Matter

10534 [dx.doi.org/10.1021/jp501798x](https://doi.org/10.1021/jp501798x)
Thermodynamic Model for Polyelectrolyte Hydrogels
Markus C. Arndt and Gabriele Sadowski*

5'-Guanosine Monophosphate Mediated Biocompatible Porous Hydrogel of β -FeOOH—Viscoelastic Behavior, Loading, and Release Capabilities of Freeze-Dried Gel

Anil Kumar* and Sudhir Kumar Gupta